

ORDINANCE NO. 5756

BILL NO. 136, CD1, FD2 (2024)

A BILL FOR AN ORDINANCE AMENDING TITLE 20, MAUI COUNTY CODE,
ESTABLISHING A CLIMATE ACTION AND RESILIENCY PLAN
FOR THE COUNTY OF MAUI

BE IT ORDAINED BY THE PEOPLE OF THE COUNTY OF MAUI:

SECTION 1. Title 20, Maui County Code, is amended by adding a new chapter to be appropriately designated and to read as follows:

“Chapter 20.44

CLIMATE ACTION AND RESILIENCY PLAN

Sections:

- 20.44.010 Purpose.
- 20.44.020 Definitions.
- 20.44.030 Climate action and resiliency plan and action items list.
- 20.44.040 Plan components.
- 20.44.050 Plan implementation, updates, online dashboard, and reporting.

20.44.010 Purpose. This chapter’s purpose is to establish a climate action and resiliency plan to guide policy for and actions to be taken by the County to mitigate and adapt to climate-change effects, transition to 100 percent renewable energy, and achieve net-negative emissions.

20.44.020 Definitions. In this chapter, unless the context otherwise requires:

“Director” means the director of management.

“Plan” means the climate action and resiliency plan approved under section 20.44.030, including any amendments approved under section 20.44.050.

“Action items list” means the mitigation strategies and actions and the resiliency strategies and actions from the climate action and

resiliency plan, approved under section 20.44.030, including any amendments approved under section 20.44.050.

20.44.030 Climate action and resiliency plan and action items list. Exhibit “A,” the “Maui County Climate Action & Resiliency Plan,” and Exhibit “B,” the “Maui County Climate Action & Resiliency Plan Action Items List,” are adopted, incorporated by reference, on file with the office of the county clerk, and subject to updates approved under section 20.44.050.

20.44.040 Plan components. A. The plan must provide a clear and practical set of strategies and actions that have been developed with input from the community, agencies, and other public and private partners to reduce the County’s climate-change contributions and build local resilience to climate impacts. The plan must be based on traditional Native Hawaiian knowledge, culture, and practices; the best available science; internationally accepted best practices; and outline strategies and set goals to:

1. Protect, restore, and sustainably manage the natural environment for current and future generations.
2. Inventory and reduce local greenhouse-gas emissions to achieve net-negative emissions.
3. Optimize resiliency within local communities.
4. Cultivate local cultural practices rooted in ecological knowledge and values.
5. Advance social equity and community inclusion.
6. Facilitate a circular economy.
7. Sustainably address current and future infrastructure needs.
8. Commit to both institutional and individual action and local implementation of climate resiliency strategies and actions.

B. The plan must be consistent with and complementary to the goals, objectives, and policies in the countywide policy plan on minimizing climate change and working toward resilience.

20.44.050 Plan implementation, updates, online dashboard, and reporting. A. The director or designee, with all necessary agencies, must manage and assist with the plan’s implementation, update, and reporting.

B. The director or designee may advise each agency on strategies to implement the plan.

C. The County budget and capital improvement program must implement the plan.

D. An online dashboard must track the progress of the plan’s specific recommendations by December 31, 2025. The online

dashboard must be accessible from the County's website upon approval of the plan and must be updated on a quarterly basis.

E. The plan and action items list must be posted on the County's website.

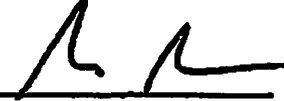
F. The action items list may be revised at any time by resolution and must incorporate action items from each 10-year updated plan.

G. An updated plan must be submitted to the council every 10 years for approval by ordinance."

SECTION 2. This Ordinance takes effect on approval.

paf:ebm:24-299a

INTRODUCED BY:

A handwritten signature in black ink, appearing to be 'Gabe Johnson', written over a horizontal line.


GABE JOHNSON

Exhibit A




MAUI COUNTY CLIMATE ACTION & RESILIENCY PLAN

2022 STATUS REPORT



LETTER FROM THE MAYOR



A Just & Resilient Future for All

Aloha,

It is my honor to share the County of Maui's first ever Climate Action and Resiliency Plan (CARP). It is our foundation for identifying climate threats we face as a community and the actions needed to reduce greenhouse gas emissions while strengthening our resilience to climate change impacts.

Our CARP is ambitious, but considering what's at stake, it is also vital.

The people of Maui County co-created this plan. Since 2021, we've heard from more than 1,000 residents who know these islands well.

They've witnessed the decline of our coral reefs and escalation of drought, flooding, wildfires, sea level rise, and coastal erosion. Our response is a plan that considers everyone who lives here. I am honored to be part of a community deeply rooted in cultural values that elevate the needs of the group above individual desires.

We are at a crossroads. Science warns us that the window to reverse the impacts of climate change is rapidly closing.

As a remote island community, we have no choice but to take urgent action. We can, and must, reduce our dependence on fossil fuels. At the same time, we can grow our local renewable energy and clean transportation sectors. Equal access to this emerging clean economy will mean new career opportunities.

Ultimately, Maui County will have a healthier natural environment. It won't be easy. Our CARP puts Maui County on a path to 100% clean ground transportation by 2035 and 100% clean energy by 2045.

Mahalo to the Maui County Council, our county departments, residents, community-based organizations, and advisory groups for sharing your mana'o and commitment to protect, restore, and regenerate our island home. I must also acknowledge and thank the Office of Climate Change, Resiliency, and Sustainability (CCRS) for their dedication and perseverance in spearheading the creation of this plan.

I am confident that our CARP will help us to build a better, stronger, more resilient future for Maui County.

The actions we take today will determine the future we leave to our children, grandchildren, and great-grandchildren.

With warmest aloha,

Michael P. Victorino
Mayor, County of Maui



The Office of Climate Change, Resiliency, & Sustainability

ADVANCING CLIMATE ACTION and resiliency initiatives within Maui County is the focus of the Office of Climate Change, Resiliency, and Sustainability (CCRS). The staff carries out this work with a focus on equity and social inclusion.

CCRS serves as a liaison between the Office of the Mayor, county departments, County Council, the State of Hawai'i, and the many community organizations and individuals who play a critical role in co-creating and implementing climate action and resiliency initiatives for the people of Maui County.

CLIMATE ACTION THROUGH ENGAGEMENT

CCRS launched its [Climate Action Through Engagement \(ClimATE\) Hub website \(resilientmauinui.org\)](https://resilientmauinui.org) in 2022.

The ClimATE Hub is regularly updated and serves as an online portal for the community to engage with and co-create equitable climate change solutions for Maui County.

CCRS spearheads a number of ongoing climate action and resiliency initiatives, including:

- Climate and Community Trends Primer
- Maui County Climate Change Vulnerability Assessment
- Energy Savings Performance Contracting
- Public Electric Vehicle (EV) Charging Network
- Resilience Hubs Network
- New Renewable Energy Opportunities Analyses
- Fire and Heat Map Index
- Resilient Housing Guide
- Residential Cesspool Conversion Program and Planning of Innovative Water Quality Technologies
- Open Space and Natural Resources Preservation
- Promotion of Widespread Reef-Safe Mineral Sunscreen Use
- Inter-Departmental Discussions and Team Building on Climate Action and Resiliency
- Environmental Protection, Green Building, and Energy Grants Management and Distribution

Meet the CCRS Team



As our community faces growing uncertainty around climate change impacts, now more than ever, we must unite around a common vision and urgent action to ensure a sustainable pathway for our collective future. We must celebrate our differences and build upon our strengths, while ensuring that we lift up all members of our community and that no one is left behind. This Climate Action and Resiliency Plan builds upon intergenerational knowledge and charts a course for a more resilient and thriving future for Maui Nui and its residents.

— Alex de Roode, Energy Commissioner



Maui County's first Climate Action and Resiliency Plan is a necessary roadmap to address climate change challenges and plan for a resilient future. Community and equity are the base for implementing meaningful climate actions and ushering in a new era of economic opportunity and environmental justice in our communities. The CARP holds the county accountable, ensuring a just and resilient home for our people. Acting on these promises will be felt for generations and lead the way to our clean energy future. Our islands, climate, culture, and future depend on it!

— Hannah Shipman, Green Building and Resilient Housing Specialist

THE COUNTY OF MAUI'S APPROACH TO CLIMATE ACTION and resiliency will continue to evolve and adapt to emerging needs with advances in knowledge, technology, policies, programs, and dedicated funding.

Pursuing cohesive and intentional actions on an individual, community, and county level is integral for our deeply connected and diverse community to prioritize sustainable behaviors, strengthen our natural and built systems, employ water and energy efficiency, support local, and reduce/reuse/recycle to elevate our collective resiliency in the face of a changing climate.

— Allison Cleghorn, Environmental Coordinator



Sustainability is providing for current needs in ways that do not diminish or deplete generations from enjoying the same quality of life or benefiting from the same resources.

— Maria Ornellas, Grants Manager



“ Failing to plan is planning to fail.

— *Lori Buchanan, Coordinator/Commissioner Moloka'i: Maui Invasive Species Committee; Planning Commission*

Voices of the Climate Action & Resiliency Plan Advisory Council



“ For a community to be resilient, we must consider impacts to all people and demographics, with inclusivity for all, to thrive. This plan is rooted in the diversity that makes Maui County a special place and envisions a net-zero and equitable future that benefits the environment and people.

— *Makale'a Ane, Community-Based Program Manager, The Nature Conservancy*

“ With the development of a comprehensive Climate Action and Resiliency Plan involving our community, government, and public agencies, we will be better prepared to protect our communities.

— *Gary Bulson, Chief Engineer (Retired), Hyatt Regency Maui*




“ Development of this Plan included discussions around accounting for the different regions of Maui Nui relative to climate change impacts. Our hope is that the Plan and its resulting actions will benefit the people and places throughout Maui Nui.

— *Kainoa Casco, Project Manager-Farming and Sustainability, Mahi Pono*



“ East Maui faces unique challenges with climate change impacts due to the remoteness of our community and the vulnerability of our infrastructure. This Plan provides a guide to be proactive in meeting those challenges.

— *Scott Crawford, Executive Director, Kipahulu Ohana*



Maui, Moloka'i, and Lāna'i face uncertain times with the globally changing climate. However, by looking to the past and using the wisdom of the kūpuna, we can find a way forward that is both resilient and sustainable.

— *Scott Fisher, Director of 'Āina Stewardship, Hawaiian Islands Land Trust*



"O ke kahua mamua, mahope ke kūkulu." The Plan represents the foundation by which we build our resiliency as a community and commit to the actions needed to build the walls, undertake the work, and to protect our community for all the days to come.

— *Kainoa Horcajo, Principal, Mo'olelo Group*



Just as the proverb, "The best time to plant a tree was 20 years ago; the second best time is now" goes, we missed the best time to have completed this Plan 20 years ago, but we have this Plan now to use as a living document, as it was intended. I am grateful to everyone who put their hā into it, and to everyone who will execute it. He moku he wa'a, he wa'a he moku.

— *Keani Rawlins-Fernandez, Council Vice-Chair, Maui County Council*



Climate change is the result of excessive carbon emissions caused by too many people. Maui County must do its part to formulate and implement programs that will reduce carbon emission activities and control the size of our population.

— *Dick Mayer, Coordinator, Alliance of Maui Community Associations; Professor (retired), Maui Community College*



"He ali'i ka 'āina; He kauā ke kanaka." The Land is chief. The People are its servants. This Plan is a pathway to restore balance, protecting and preserving our 'āina for future generations.

— *Frank R. De Rego, Jr., Director of Business Development Projects, Maui Economic Development Board*



A roadmap for our leadership is a guide to address the impact of climate change. Only through thoughtful action by everyone in our community can we build resiliency to meet the future needs of our changing environment.

— *Gail Miyahira, Maui County Area Coordinator (Retired), Hawai'i Healthcare Emergency Management*



Working collaboratively with our community will ensure that Maui Nui will be protected for our future generations.

— Tyson Miyake, Chief of Staff, County of Maui Office of the Mayor



Developing a resiliency plan is a critical step to support our community's future through a collaborative effort that considers the complex systems impacted by climate change.

— Nicolette van der Lee, Program Manager, Hana Career Pathways, University of Hawai'i



This Plan will establish a shared vision and goals so that we have a roadmap into the future.

— Tara Owens, Extension Faculty, Coastal Processes Specialist, University of Hawai'i Sea Grant Program



Understanding and preparation of ongoing environmental changes are critical as social equity gaps continue to widen as a result.

— Nicolas Winfrey, President /Chief Professional Officer, Maui United Way



This Plan allows for collective energy and action from our community to make a profound difference. Implementation and realignment to new information will be the real work ahead of us. Imua!

— Jonathan Stenger, Analyst, Kamehameha Schools

ADDITIONAL CLIMATE ACTION & RESILIENCY PLAN ADVISORY COUNCIL MEMBERS:

- Lauren Armstrong**, Executive Director, Maui Metropolitan Planning Organization
- Sol Kaho'ohalahala**, Hawaiian Culture and Community Environmental Steward
- Mahina Martin**, Director, Government and Community Affairs, Hawaiian Electric Company
- Jenny Worth**, Disaster Program Manager, American Red Cross

“”

All quotes in this Plan from Maui County residents were sourced directly from comments submitted by community members in response to CCRS surveys.

CONTENTS

Guiding Principles	20
Executive Summary	27
Hō'ulu'ulu Mana'o Nui	59
Introduction	91
History of Climate Action	99
Our Collective Voices	107
Towards Net Negative Carbon	119
Mitigation Strategies & Actions	125
Municipal	129
Building Energy	144
Transportation	162
Waste	180
Agriculture, Land Use, & Natural Resources	194
Outreach & Education	204
Resiliency Strategies & Actions	211
Secure Our People	217
Secure Our Infrastructure	232
Secure Our Natural Systems	252
Funding & Implementation	264
Moving Forward	277
Appendix	279

Land Acknowledgment

The County of Maui acknowledges Kānaka Maoli (Native Hawaiians) as the first people of Maui, Molokaʻi, Lānaʻi, and Kahoʻolawe—the islands of Maui County. Kānaka Maoli have lived and thrived here ever since the first Polynesians migrated to the Hawaiian Islands more than 1,000 years ago.

To better understand Hawaiian history, it is important to appreciate the ʻōiwi (indigenous) worldview that sees all life as interconnected. This highly sustainable perspective recognizes that both nature and humankind thrive only when everything is in balance, and that humans are an integral part of nature itself.


Prior to the arrival of Europeans in 1778, Kānaka Maoli had established an advanced resource and social management system throughout Hawaiʻi. Islands were divided into moku (districts), from the mountain summit to the ocean. Each moku was subdivided into ahupuaʻa (subdivision of land within a moku) in which communities would mālama (care for) the natural resources that supplied their material, subsistence, and spiritual needs. The island of Maui has over 200 ahupuaʻa within 12 moku, Molokaʻi has 7 moku, and Lānaʻi has one.

Ka Mahalo ʻĀina

Mahalo nō ke Kalana ʻo Maui i nā Kānaka Maoli ma ko lākou ʻano o ka lāhui mua loa o Maui, Molokaʻi, Lānaʻi, a me Kahoʻolawe—ʻo nā mokupuni hoʻi o Maui Kalana. Ua ola a māhuahua loa nā Kānaka Maoli ma Hawaiʻi nei mai ka wā i neʻe nui mai ai nā kūpuna Polenekia he kaukani a ʻoi mau makahiki aku nei.

I mea nō e hoʻomāpopo leʻa iho ai i ka mōʻaukala Hawaiʻi, he pono nō ke mahalo i ke kuanaʻike ʻŌiwi e ʻike ana i ka pilina ma waena o nā mea a pau o ke ao nei. He mea nō kēia kuanaʻike kūpono loa e hōʻoia ana i ka maikaʻi wale o ko ke ao kūlohelohe me kanaka ke pono a kaulike wale nā mea a pau, a me ka ʻike nō hoʻi he mea nui ka pilina o kanaka me ko ka ʻāina.

Ma mua loa nō o ko nā ʻEulopa pae nui ʻana mai i ka makahiki 1778, ua hoʻokahua nā Kānaka Maoli i ʻōnaehana hoʻokele kaiāpili a kumuwaiwai ʻoi loa ma o ka pae ʻāina ʻo Hawaiʻi nei. Ua kālai ʻia nā mokupuni i mau moku, mai nā piko mauna a i kai. Ua kālai ʻia nō nā moku pākahi i mau ahupuaʻa, ʻo kahi hoʻi o kēlā me kēia kaiāulu e mālama ai i nā kumuwaiwai ʻāina i lako ai nā makelā, nā pono nohona, a me nā pono hoʻomanamana. Ua ʻoi aʻe ka nui o ko Maui Mokupuni mau ahupuaʻa i luna o 200 ma loko o ona mau moku he ʻumikūmālua, ʻehiku moku o Molokaʻi, a he hoʻokahi o Lānaʻi.



Each community developed intimate, region-specific knowledge of the 'āina (land), wai (fresh water), and kai (ocean waters) under their care. Kānaka Maoli affirmed the reciprocal obligation to care for all that cares for them. This traditional Hawaiian knowledge, 'ike kupuna, comes from the wisdom of countless previous generations that lived in harmony with nature.

After European arrival, many of Maui County's native ecosystems were badly damaged and some traditional knowledge and cultural practices were suppressed or lost. However, beginning with the Hawaiian Cultural Renaissance of the 1970s, lineage-based knowledge, genetic memory, and Native Hawaiian scholarship have successfully begun to restore expertise in many of the dormant practices.

The people of Maui County have inherited great kuleana (responsibility and privilege) to bring back balance to the islands guided by the examples and values of our hosts, the Native Hawaiian people.

Ua hele nō a lewa ko kēlā me kēia kaiaulu 'ike no ko lākou mau 'āina pono'i i pili ho'i i nā 'āina, wai, a kai a lākou i kahu ai. Ua hō'ōia nā Kānaka Maoli i ka pāna'i kūpono e mālama i nā mea e mālama ai iā lākou. Mai nā hanauna o mua mai he lehulehu wale i noho pono ma ka 'āina mai kēia 'ike ku'una.

Ma muli mai o ko nā 'Eulopa pae 'ana iho, ua ho'ohaumia 'ia a pō'ino wale nā kaiaola 'ōiwi, ua nalowale kekahi mau 'oihana, a ua kāohi wale 'ia iho kekahi mau hanana kū mo'omeheu. Eia na'e, mai ka wā mai o ke Au Ho'ōla Hou i ka Mo'omeheu Hawai'i o ka makahiki pānanahulu 1970, ua ho'iho'i hou maila nā papa hana 'ane'ane nalowale ma o ka 'ike ku'una, ka 'ike oewe, a me ka 'imi na'auao 'Ōiwi Hawai'i.

Ua ili mai he kuleana nui ma luna o ka po'e o Maui Kalana e ho'oponopono i nā pilikia o nā mokupuni o Maui Nui i alaka'i 'ia e nā la'ana a me nā mana'o waiwai o ko kākou mau mea ho'okipa, 'o ia ho'i ko ka Lāhui Hawai'i.

OUR GUIDING PRINCIPLES



Protect, restore, and sustainably manage our natural environment for current and future generations.

We are dedicated to active stewardship and restoration of our natural environment for current and future generations. Not only do we seek to protect our natural environment, but also to restore the 'āina, wai, kai, and lewa (air) resources that have been degraded. Implementing regulations, policies, and programs that support the sustainable management of our natural environment will help reinforce ongoing restorative practices throughout our community. This approach embraces the use of traditional knowledge, including lessons learned from the moku-ahupua'a land management system and sustainable ecological practices.



Reduce local greenhouse gas (GHG) emissions to achieve net negative carbon.¹

We are committed to eliminating GHG emissions and to achieving net negative carbon. To achieve this, we must continue to reduce our GHG emissions through climate action while also supporting regenerative practices that sequester carbon and increase our carbon stock.

¹ Net negative carbon occurs when more CO₂ is removed from the atmosphere through carbon sequestration than what the community emits.

KŌ KĀKOU LOINA ALAKA'I



E ho'opalekana, e ho'oponopono, a e ho'omalūō me ka mālama kūpono i ko kākou ao kūlohelohe no kēia au nei a i ke au hou e hiki mai ana.

'Onipa'a nō mākou i ka mālama ku'upau 'ana i ko kākou ao kūlohelohe, a i kona ho'oponopono hou 'ia 'ana, no nā haunauna o kēia au nei a o ia mua aku. Ke noke na'e nei mākou i ka ho'omalūō 'ana i ko kākou ao kūlohelohe pū me ka ho'oponopono 'ana i nā kumuwaiwai 'āina, wai, kai, a lewa i ho'ohaumia a ho'opō'ino 'ē 'ia. Ma o ka ho'okō 'ana i nā kānāwai, nā papa hana, a me nā polokalamu e kākō'o ana i ka ho'okele kūpono a ho'māunauna 'ole 'ana i ko kākou ao kūlohelohe nō e ho'oikaika ai i nā hanana ho'oponopono ma o ko kākou mau kaiaulu. Ho'ohana nō kēia 'ano hana i ka 'Ike Hawai'i ku'una pau pū ho'i me nā ha'awina o ko ka 'ōnaehana kālai'āina moku a ahupua'a a me nā papa hana kālai'āiaola kūpono a ho'māunauna 'ole.



E ho'okanaha'i i ka malele māhuela ho'omehana honua (MHH) i loa'a ka 'ole malele kalapona¹.

'Onipa'a kākou i ka hō'ole 'ana o ka māhuela ho'omehana honua i mea e loa'a ai ka ho'o'ili'ilina kalapona. I mea e ho'okō ai i ka ho'okanaka'ia 'ana o ka māhuela 'ino, pono e hō'eu 'ana i ka hana paepae aniau e like me ka hana hō'ipale kalapona a me ka hana ho'onui waihona kalapona.

¹ E loa'a nō ka 'ole malele kalapona ke 'oi o'e ka nui o ke kalapona 'okikene lua i unuhi 'ia mai loko mai o ka ewa ma o ka ho'opa'a kalapona 'ana nō ma mua nō ho'i o ka nui kalapona i ho'omalele 'ia e ke kaiaulu.



Optimize resiliency within local communities.

In order to optimize local community resiliency, we must identify, develop, and implement equitable and effective strategies that support thriving healthcare, workforce, education, and housing systems that help to effectively reduce the continued displacement of multi-generational Maui County families. We are committed to improving our collective and individual communities' ability to respond to challenges and recover from internal and external shocks and stressors, such as natural disasters, global economic instability, health crises, and supply chain impacts.



E ho'okā'oi a'e i ka mākaukau a kū'ono'ono pono o nā kaiaulu kūloko.

No ka ho'okā'oi 'ana a'e i ka mākaukau a kū'ono'ono pono o nā kaiaulu kūloko, e pono nō kākou ke ho'omaopopo, ho'omōhala, a e ho'okō i mau ka'akālai kaulike a makauli'i e kōkua ana i nā māhele lawelawe olakino kūpono, limahana, ho'ona'auao, a me nā 'ōnaehana kaiahale e kīnai pono ai i ka hehu mau 'ia 'ana aku o ko ke Kalāna 'o Maui mau 'ohana lauhanauna. 'Onipa'a nō mākou i ka ho'okā'oi 'ana a'e i ka hiki o ko kākou mau kaiaulu kuleana like a kū kahī ke ho'omākaukau pono no nā wā pō'ino a ke ho'oponopono i nā mea ho'onui 'alo'ahia a ho'ohikilele kūloko a kūwaho e la'a ho'i nā pōpilikia kūlohelohē, ka lauwihi wale o ka ho'okele waiwai honua, nā pōpilikia olakino o ka lehulehu, a me nā ālaina i nā ku'ina ho'olako.



Cultivate local cultural practices rooted in ecological knowledge and values.

Collective and individual communities within Maui County have cultivated local cultural practices and traditions over many years that are rooted in foundational values and sustainable knowledge. We must use and learn from historical ecological wisdom to further inform and guide our current and future practices.



E ho'oulu i nā papa hana 'Ōiwi kuluma kūloko i kumu nō i ka 'ike a me nā mana'o waiwai kālaikaiaola.

Ua hele nō a kuluma he mau papa hana a Ioina 'Ōiwi ma nā kaiaulu kuleana like a kū kahī o ke Kalāna 'o Maui ma o nā makahiki he nui wale a i kumu ho'i i nā mana'o waiwai ho'okahua pono a me ka 'ike kūpono a ho'omāunauna 'ole. E pono nō kākou ke ho'ohana a ke ho'opa'ana'au i ka 'ike na'auao kālaikaiaola o ke au i hala i mea e ho'omāmalama a alaka'i mai ai i kā kākou mau papa hana o kēia au nei a me ia mua aku.



Advance social equity and community inclusion.

We must ensure that fair and just social policies are in place and that we avoid actions that could widen the equity gap. We must prioritize identifying resilient, safe, and affordable climate change solutions for all members of the community and ensure the prosperity of local families.



Ho'oholomua i nā pono lehulehu a i ka leo kaiaulu.

E pono nō mākou ke kōkua ku'upau i ka ho'oholo pono 'ia o nā kulekele kūpono a kaulike no ka lehulehu i 'ole e emi hou iho ai ka pono o ka lehulehu. E pono nō ke ho'omakakoho i ka loa'a 'ana o nā hopena toli aniau makauli'i, ho'opalekana, a ho'omākaukau a ho'okū'ono'ono pono ho'i no nā kānaka a pau o ke kaiaulu a i ka nohona kūpono, maluhia, a lako pono o nā 'ohana kūloko.



Grow a thriving local circular economy.

We actively support the growth of a thriving local circular economy, which uses a systems approach that is restorative and regenerative. Instead of extracting, using, and disposing of resources (a linear economy), we seek to eliminate waste and wasteful practices by circulating products and materials for as long as possible via methods such as reducing resource use, reusing, recycling, refurbishing, and repairing. A circular economy means turning waste into a “resource” rather than a “cost.”



E ho'omōhala a e ho'omāhuahua kaiaulu ho'okele waiwai kūloko ho'opō'aiapuni.

Pau 'ole nō ko mākou kāko'o i ka ho'omōhala a ho'omāhuahua 'ia o kahi kaiaulu ho'okele waiwai kūloko ho'opō'aiapuni ho'i e ho'oholo pono ai i papa hana kū 'ōnaehana ho'oponopono, ho'oulu, a ho'ōla hou. Ma kahi nō ho'i o nā hana kāwi a unuhi wale, ho'ohana wale, a ho'olilo waiwai wale aku (he ho'okele waiwai lālani nō ho'i), ke noke nei mākou i ka ho'opau 'oko'a 'ia o ka ho'onui 'ōpala a moka 'ana nō, a o nā hana ho'omāunauna ho'i, ma o ka ho'opō'aiapuni 'ana i nā huahana a me nā makeliā no ka wā lōkihi loa o ka hiki ma o nā ki'ina hana e la'a ka hō'emi 'ana i ka nui ho'ohana a ho'olilo kumuwaiwai 'ana, ka ho'ohana hou 'ana, ka ho'opō'aiapuni 'ana, ka hō'ano hou 'ana, a me ka ho'oponopono 'ana. Ma ka ho'okele waiwai pō'aiapuni, he kumuwaiwai nō ka 'ōpala, 'a'ole ho'i he kumulilo.



Sustainably address current and future infrastructure needs.

By utilizing a systematic approach that integrates recognized sustainable best management practices informed by local and ancestral wisdom, historical guidance, and innovative strategies, we are committed to sustainably addressing current and future infrastructure needs of our community.



E nānā me ka pono a me ka makauli'i i nā pono ho'okahua kaiaulu o kēia au me ia mua aku.

Ma o ka papa hana kū 'ōnaehana e ho'ohui ana i mau ki'ina hana ho'oholo pākela a makauli'i i hō'ōia 'ē 'ia nō, a i kumu ho'i i ka 'ike kupuna a kūloko, nā ha'awina mō'aukala, a i nā ki'ina hana makakū a maiāu, ua 'onīpa'a nō mākou i ka nānā makauli'i pono 'ana i nā pono ho'okahua kaiaulu o kēia au me ia mua aku o ko kākou kaiaulu.



Commit to both institutional and individual action and local implementation of climate action and resiliency strategies.

We are committed to both institutional and individual action and local implementation of climate mitigation and resiliency strategies and actions. We will develop, adopt, and implement policies that address identified climate and resiliency actions. It will take action at all levels to achieve a sustainable future. This includes addressing constraints to our ecological systems associated with limits to the carrying capacity of our natural systems.



E huki like ma nā hana ne'epapa a me nā hana pākahi, a i ka ho'okō kūloko 'ana i nā papa hana ho'oponopono aniau a me nā ka'akālai aniau.

'Onīpa'a nō mākou i ke kōkua a paipai 'ana i ka huki like ma nā hana ne'epapa, a pēlā pū me nā hana pākahi, i kā mākou nānā pono 'ana i ka loli aniau a i nā ālaina, a me nā mea kūpono paha, i pili ho'i i ka ho'omākaukau a ho'okū'ono'ono kaiaulu. E ho'omōhala, e ho'āpono, a e ho'okō nō mākou i mau kulekale e nānā pono ai i nā hana ho'omākaukau a ho'okū'ono'ono kaiaulu a me ka ho'oponopono aniau. He pono nō ka huki like 'ana ma o nā pae a pau e loa'a mai ai he au hou mākaukau a kū'ono'ono pono. Ua pau pū nō me ka nānā pono 'ana i nā palena o ka pono o ko kākou mau 'ōnaehana kaiāola i pili ho'i i nā palena 'auamo o ko kākou mau 'ōnaehana kaiameaola a kūlohelohe.



EXECUTIVE SUMMARY

LOCAL ACTION

is paramount to addressing the climate change crisis and reaching state, national, and global climate goals. The County of Maui's Climate Action and Resiliency Plan (CARP) demonstrates our commitment to reducing greenhouse gas (GHG) emissions and to building resilience against climate threats.

The CARP takes into account the similarities and differences across the individual communities and climate issues on the three inhabited¹ islands of Maui County: Maui, Moloka'i, and Lāna'i.

¹ Kaho'olawe is the fourth island that makes up Maui County and is not focused on in this current plan. However, future updates to this plan should include special consideration for and inclusion of Kaho'olawe Island.

Introduction

WITH AN ABUNDANCE OF NATURAL RESOURCES that create a vibrant setting for residents and visitors, each of Maui County's islands is unique. A key part of this vibrancy comes from Maui County's ideal climate, which is changing over time as global climate change accelerates.


Increased development, tourism, and environmental impacts have exacerbated community, cultural, and environmental challenges.

The CARP was spearheaded by the County of Maui's Office of Climate Change, Resiliency, and Sustainability (CCRS) and provides a clear and actionable set of strategies and actions to reduce our communities' contribution to climate change and to build community resilience and adaptation to current and future climate change impacts. In this way, the CARP is a two-pronged approach that addresses both *mitigation* by reducing greenhouse gas emissions and *adaptation* by increasing resiliency and preparedness.

The CARP was shaped by guiding principles developed and vetted by the Climate Action and Resiliency Plan Advisory Committee (CARPAC)¹ and the County of Maui's Resiliency Hui². The principles were further defined, vetted, and translated into 'ōlelo Hawai'i (Hawaiian Language). The climate mitigation and resiliency strategies and actions discussed in the CARP are aligned with these principles and noted throughout the plan.

1 Comprised of 20 members from the public, subject matter experts, government, public officials, and private sector representatives that met approximately once per month throughout 2022 for 2-hour collaborative sessions.

2 Comprises more than 50 representatives from 11 County of Maui departments who engaged in monthly 2-hour meetings to review and provide input on the CARP and other county climate action and resiliency initiatives. Please see the [Acknowledgment section](#) for a complete list of departments.



Introduction

Resiliency has been an integral part of Native Hawaiian culture—long before the concept of “sustainability” was introduced in popular Western discourse—and through that Maui County has a rich history of environmental stewardship and a deep connection to the natural world.

I believe, as the Kahuna once did, that these islands can be a model for the whole world in sustainability, climate correction, food and goods independence, and above all, kindness and aloha.

- Maui County Resident

The principles of sustainability cascade into every aspect of our community from health and well-being to economics, culture, and equity. Therefore, another central guide for the formation of climate strategies and actions was aligning the County of Maui's existing commitments and pledges with the culture, history, and values of the community. See the report's [History of Climate Action section](#) (pg. 99) for more information on the County of Maui's existing commitments.

The County of Maui seeks to ensure that equitable solutions are identified within the CARP so that vulnerable, low- to moderate-income (LMI) households and marginalized communities are lifted up as the strategies and actions are implemented. Climate change impacts are amplified in Maui County due to its remote island geography, and even more so within vulnerable socio-economic groups. According to the Intergovernmental Panel on Climate Change (IPCC), indigenous peoples, economically and politically disadvantaged groups, and communities that depend on local agriculture are at a disproportionate risk of climate consequences, all of which can be found in Maui County.¹

¹ Intergovernmental Panel on Climate Change, "Summary for Policymakers Headline Statements," IPCC Sixth Assessment Report Impacts, Adaptation and Vulnerability," (Cambridge: Cambridge University Press, 2022), 2-3.



Acknowledging climate change's disproportionate impact on vulnerable, LMI Households and marginalized communities, the CARP's strategies center around climate justice. These strategies and actions also aim to reduce air and water pollution.

Alongside co-creating this plan with our local community, the County of Maui engaged with local climate scientists, businesses, and policymakers to develop the following climate action and resiliency recommendations.

“ There is an inescapable feeling of inequality and struggle. The wealthiest people who have second homes and vacation here have the ability to make changes. We should direct local laws to ensure that the golf courses and hotels adopt sustainable energy and water use technologies. The working people who live here struggle so much just to afford the basics... the wealthy tourists should be held to account by making sustainable practices the only option.

- Maui County Resident

“ Economic disparity within our community is a barrier. Changes must be affordable for all. Financial incentives would be effective motivation for change, given the financial difficulties local residents face every day.

- Maui County Resident

Our Collective Future

WORLDWIDE, HUMANS ARE AT A DECISIVE MOMENT and turning point in our fight against climate change. Without immediate and collective action, Maui County is on a path to experience catastrophic repercussions, including food and water shortages, severe and frequent natural disasters, and extreme disruptions to the built and natural environment.



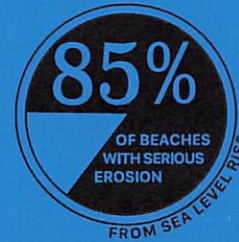
Scientists warn that the window is rapidly closing to reduce warming to the critical threshold of 1.5°C.

An analysis of current international climate commitments and GHG emissions trajectories puts the world on track to exceed a 3.2°C temperature increase this century.¹ Human activity, namely the combustion of fossil fuels, has increased the concentration of carbon dioxide (CO₂) in the atmosphere from 280 to over 410 parts per million (ppm) since pre-industrial times.² CO₂ and other atmospheric gases act like a greenhouse, trapping heat and progressively increasing the global surface temperature.

1 Intergovernmental Panel on Climate Change, "Summary for Policymakers," Climate Change 2021: The Physical Science Basis. Contribution of Working Group I to the Sixth Assessment Report of the Intergovernmental Panel on Climate Change, (Cambridge: Cambridge University Press, 2021).

2 Environmental Protection Agency, "Atmospheric Concentrations of Greenhouse Gases," Climate Change Indicators, 2021, <https://www.epa.gov/climate-indicators/climate-change-indicators-atmospheric-concentrations-greenhouse-gases>

Documented Changes In Maui County Since 1950



The degree to which the world continues to warm is directly tied to current and future GHG emissions trajectories. For Maui County residents, the urgency of climate action and resilience cannot be overstated.



4 inches LESS ANNUAL PRECIPITATION

In a survey conducted by the County of Maui in 2022, 85% of Maui County residents are concerned about climate change impacts in their community.¹

1 Geos Institute and Sustainable Pacific. 2022. "County of Maui, Hawai'i Climate and Community Trends Primer." Infographic data from County of Maui, "County of Maui, Hawai'i Climate and Community Trends Primer," (2022), 6.



Our Collective Future

The coastal geography and sensitive ecosystems across Maui County make the region highly susceptible to climate change impacts.

In fact, in 2018, the Hawaiian Island Climate Vulnerability and Adaptation Synthesis found that most vulnerable natural systems in Maui County (Maui, Moloka'i, and Lāna'i) are *moderately to highly vulnerable* to climate change.

The most vulnerable habitats and services include:

- Coastal beaches due to erosion and inundation.
- Dry forests due to changes in precipitation and soil moisture.
- Cultural knowledge and heritage due to the potential loss of native ecosystems and species, and inundation of cultural sites.
- Natural flood mitigation and erosion control due to flash floods, drought, and wildfire, as well as loss of wetlands and coastal dunes.
- Freshwater supply due to increased drought, changing precipitation, watershed function, and sea level rise.¹

To help us better understand the potential consequences of climate change, the IPCC created hypothetical future GHG emissions "pathways," termed *Regional Concentration Pathways (RCP)*. The RCP8.5 "Business-as-Usual" trajectory projects a future where the world continues to rely heavily on oil and gas, and no significant policy changes are made to reduce emissions. The lower GHG emissions scenario, RCP4.5, models a more sustainable future where the world makes immediate and drastic GHG emissions reduction actions.

¹ R.M. Gregg, "Hawaiian Island Climate Vulnerability and Adaptation Synthesis," (2018), EcoAdapt, quoted in, County of Maui, "County of Maui, Hawai'i Climate and Community Trends Primer," (2022), 6.



PREDICTING THE EFFECTS OF CLIMATE CHANGE AND IMPLEMENTING PROTECTIVE RESILIENCY MEASURES ARE CRITICAL TO PROTECTING MAUI COUNTY'S COMMUNITY AND ENVIRONMENT.

The section below summarizes some of the climatic shifts already observable in Maui County and what we can expect if climate change continues to accelerate in the coming decades.

Rising Temperatures

Since 1955, the average temperature in Maui County has risen by 2°F. The hottest years on record were 2019 and 2020.¹ Rising temperatures are further intensified by a shift and reduction in northeast trade winds. Between 1973 and 2019, winds in Hawai'i shifted from northeast to east and declined from 291 days per year to 150 days per year (from 80% to 41% of the year).² If GHG emissions continue unmitigated (RCP8.5), temperatures in Maui County could increase 2° to 6°F by mid-century (2041 to 2070) and 3° to 9°F by late-century (2071 to 2099).³

Temperature increases of this degree will have cascading effects (i.e. drought, heat waves, wildfires, etc.) across every sector from agriculture, health, the economy, and many more.


¹ Laura E. Stevens et al., "State Summaries," NOAA National Centers for Environmental Information, quoted in County of Maui, "County of Maui, Hawai'i Climate and Community Trends Primer," (2022), 11.

² Jessica A. Garza et al., "Changes of the prevailing trade winds over the islands of Hawai'i and the North Pacific," *Journal of Geophysical Research* 117 (2012), quoted in County of Maui, "County of Maui, Hawai'i Climate and Community Trends Primer," (2022), 18.

³ Oliver Elison Timm, "Future warming rates over the Hawaiian Islands based on elevation-dependent scaling factors," *International Journal of Climatology*, quoted in County of Maui, "County of Maui, Hawai'i Climate and Community Trends Primer," (2022), 10.

"I was born and raised on Maui. I have seen us go from a very, very rainy season to an almost non-existent one. Also, major coastal erosion and loss of beaches. The overall temperature is also much hotter. I am quite concerned as an adult who has seen so much change already in my lifetime.

- Maui County Resident



Our Collective Future

Ocean Temperatures and Acidification

Off the coast of Maui Island, water temperatures have been recorded as high as 86°F – an increase of 1.5°F in the last century.

Rising CO₂ also contributes to ocean acidification in Maui County. The ocean is one of the world's biggest "carbon sinks," absorbing approximately 25% of the carbon dioxide humans release yearly.¹ Too much CO₂ eventually disturbs the pH balance of the oceans. Over time, these changes to the marine ecosystem have contributed to widespread coral bleaching and the erosion of habitat for marine life, impacting sea turtles, birds, marine mammals, and fish.²

¹ UC Davis, "What is carbon sequestration and how does it work?" Carbon Sequestration, 2019 <https://climatechange.ucdavis.edu/climate/definitions/carbon-sequestration>

² County of Maui, "County of Maui, Hawai'i Climate and Community Trends Primer." (2022), 25.

SCIENTISTS PREDICT THAT TEMPERATURES COULD INCREASE ANOTHER 5°F BY 2100.

County of Maui, "County of Maui, Hawai'i Climate and Community Trends Primer." (2022), 7.

Widespread coral bleaching—the event when coral expel algae living in their tissues resulting in the coral turning white—has become more common, with mass events in 2014, 2015, and to a lesser extent 2019. By mid-century, coral bleaching events are projected to occur every year.³

³ Keener, V., D. Helweg, S. Asam, S. Balwani, M. Burkett, C. Fletcher, T. Giambelluca, Z. Grecni, M. Nobrega-Olivera, J. Polovina, and G. Tribble, 2018: Hawai'i and U.S.-Affiliated Pacific Islands. In Impacts, Risks, and Adaptation in the United States: Fourth National Climate Assessment, Volume II [Reidmiller, D.R., C.W. Avery, D.R. Easterling, K.E. Kunkel, K.L.M. Lewis, T.K. Maycock, and B.C. Stewart (eds.)]. U.S. Global Change Research Program, Washington, DC, USA, pp. 1242–1308. doi: 10.7930/NCA4.2018.CH27

Extreme climate change, water diversion, and water drying up before it is able to complete its journey [to the ocean] will be the demise of many of these species. Countless native plants and animals depend on the wind, rain, and water flow to exist, and seeing the depletion of these resources throughout the island due to climate change (i.e. extreme heat) is sad to watch.

– Maui County Resident

Sea Level Rise

Rising sea levels and high tides have eroded 85% of Hawai'i's beaches.¹

As climate change continues to accelerate, sea levels will continue to rise. By the end of the 21st century, scientists predict that sea levels will rise 3.2 ft.² Marine flooding, destruction of homes and businesses, forced shoreline retreat, saltwater intrusion, shifting wave dynamics, and extreme storms are some potential consequences of rising sea levels.

¹ Charles H. Fletcher et al., "National assessment of shoreline change: Historical shoreline change in the Hawaiian Islands," U.S. Geological Survey Open-File Report 1051 (2011): 55, quoted in County of Maui, "County of Maui, Hawai'i Climate and Community Trends Primer," (2022), 6.

² National Oceanic and Atmospheric Administration, "Coastal Erosion Line: Hawaii 3.2 ft. Sea Level Rise Scenario," (2020), <https://data.noaa.gov/dataset/dataset/coastal-erosion-line-hawaii-3-2-ft-sea-level-rise-scenario>.

SCIENTISTS PREDICT THAT SEA LEVELS WILL RISE MORE THAN 3 FEET BY THE END OF THE 21st CENTURY.

“The biggest climate change [impact] I can see is sea level rising. With the ocean rising, people that built homes near the shoreline will have to move. Large waves are also eating away at local parks and beaches. Our iwi kupuna (ancestral bones) are also being exposed by climate change. We need to have an emergency and evacuation plan for people living near the ocean, and especially the east end of Moloka'i.

– Maui County Resident

Our Collective Future

Precipitation Changes and Wildfires

Climate change is expected to make extreme weather events more frequent and severe.

This trend is already observable in Hawai'i, where the rate of extreme weather events has increased from every 20 years to every 5 years.¹

At the same time, a decline in average annual precipitation and changing El Niño weather patterns contribute to drought conditions across Maui County. For example, rainfall measurements at the Kahului Airport showed that, since 1955, the average annual precipitation has declined by 4 inches.

If GHG emissions continue unmitigated (RCP8.5), annual precipitation could decline by as much as 70% by mid-century.² Drought, alongside increasing development, has led to a reduction in

1 Charles H. Fletcher et al., "National assessment of shoreline change: Historical shoreline change in the Hawaiian Islands," U.S. Geological Survey Open-File Report 1051 (2011): 55, quoted in County of Maui, "County of Maui, Hawai'i Climate and Community Trends Primer," (2022), 6.

2 Oliver Elison Timm et al., "Statistical downscaling of rainfall changes in Hawai'i based on the CMIP5 global model projections," Journal of Geophysical Research: Atmospheres 120 (2014): 92-112, quoted in County of Maui, "County of Maui, Hawai'i Climate and Community Trends Primer," (2022), 15.

groundwater supply (aquifer recharge). Reduced precipitation, drought, and rising temperatures lead to an increase in wildfires across Maui County.

In the last century, wildfire burn areas in the state have increased fourfold.³ If climate change continues at the current rate, wildfires are expected to become more frequent and destructive.

3 C. Trauernicht et al., "The contemporary scale and context of wildfire in Hawai'i," Pacific Science 69 (2015): 427-444, quoted in County of Maui, "County of Maui, Hawai'i Climate and Community Trends Primer," (2022), 26.

When there is any kind of natural disaster, our northeast area of Haiku is served last as far as clearing roads and restoring power and internet. As climate-related weather events worsen, this is a serious concern for our safety, access to essential supplies, and communication.

- Maui County Resident

A Comprehensive Approach

The CARP is an integral part of the County of Maui's strategy for mitigating and adapting to climate change. The County of Maui is also engaged in a more comprehensive approach that includes active participation at local, national, and global levels.

Even as a small part of the global problem, actions taken by the County of Maui can have a huge impact in inspiring change around the world.

According to the United Nations Environmental Program (UNEP), the world could limit global warming to 2.7° F (1.5° C) if global GHG emissions decline 7.6% each year between 2020 and 2030.¹

The longer we delay action, and CO₂ continues to be released into the atmosphere, the more daunting these goals become.

1 United Nations Environment Programme, "Emissions Gap Report 2019," (Nairobi: UNEP, 2019), 26.

A delay of only 5 years (2025) would require year-over-year GHG emissions reductions of 15.5%, making the 2.7° F (1.5° C) target virtually unattainable.

We still have an opportunity to limit global temperatures and to avoid a climate catastrophe, but **we must take action now.**²

The County of Maui's participation in local and global climate initiatives demonstrates a strong commitment to act. The county is actively engaged and committed to many climate mitigation and adaptation pledges, seen in snapshot in the [History of Climate Action section](#) (pg. 104) and described in detail in the [Appendix](#) (pg. 286).

2 UNEP, "Emissions Gap Report 2019," 39.

ALTHOUGH HUMAN ACTIVITY HAS CREATED A CLIMATE CRISIS, HUMANS ALSO HAVE THE POWER TO MITIGATE IT.

Our Collective Future

Moving Towards Net Negative Carbon

This is a challenging commitment, but we have the tools to achieve it and know it is critical to ensure that current and future generations (and all life) can thrive within Maui County and enjoy a healthy, prosperous, and stable existence.

To achieve this goal, the Maui County community must drastically reduce GHG emissions while utilizing nature-based solutions to increase the amount of carbon being sequestered.

The CARP outlines strategies and actions for reducing and sequestering community-wide GHG emissions and, as a result, Maui County's contribution to global warming.

The County of Maui conducted two community-wide GHG emissions inventories for the years 2016 and 2019. The 2016 inventory represents the baseline year. The 2019 inventory is used to analyze progress from the baseline year (2016) and focus future GHG emissions reduction efforts. The County of Maui's GHG emissions inventories used the



The County of Maui is committed to reducing local GHG emissions to **ACHIEVE NET NEGATIVE CARBON EMISSIONS BY 2045.**

Global Protocol for Community-Scale Greenhouse Gas Inventories (the GPC),¹ the gold standard for GHG accounting for communities worldwide. The GPC allows communities to report both a BASIC and BASIC+ inventory. A **BASIC inventory** includes the minimum sources communities must report to be protocol-compliant (building energy, in-boundary transportation, grid supply electricity, and waste and wastewater). The **BASIC+**

¹ For more information see: <https://greenhouse.gasprotocol.org/greenhouse-gas-protocol-accounting-reporting-standard-cities>

inventory, on the other hand, is more complete and represents all sources a community might generate. In addition to the minimum emissions sources accounted for in the BASIC inventory, **BASIC+** considers emissions generated from electricity transmission and distribution loss, out-of-boundary transportation, industrial processes and product use, and agriculture.

The GHG inventory helped to determine the activities and sectors that are the greatest contributors to Maui County's carbon

footprint. Next, the County of Maui analyzed the magnitude of GHG emissions reductions required to help the State of Hawai'i reach its goal of carbon neutrality by 2045 and set GHG emission reduction goals as a part of the Hawai'i Clean Energy Initiative (HCEI) and the Aloha+ Challenge.

In a "Business-as-Usual" scenario it is estimated that Maui County's GHG emissions will decrease by 16% by 2050.

This "Business-as-Usual" scenario takes into account an expected increase in tourism and residents that would lead to a rise in demand for resources. It also takes into account a 30% increase of EVs by 2050 and 100% renewable electricity by 2045.

HOWEVER, IN THE "BUSINESS-AS-USUAL" SCENARIO, MAUI COUNTY FALLS DRASTICALLY SHORT OF OUR TARGET OF NET NEGATIVE CARBON BY 2045.

Guided by data analysis with input from the community and local experts, the County of Maui prioritized 19 climate mitigation strategies and 61 supporting actions to further reduce community-wide GHG emissions.

Deeper Dive into Current Greenhouse Gas Emissions

The GHG emissions inventory calculates all community-generated GHG emissions by considering activity data, such as consuming gasoline in a passenger vehicle and quantifying the impact of this activity on global warming (through a common GHG emissions factor).

By determining what activities and sources are the greatest emitters of greenhouse gases, the County of Maui prioritizes policies with the greatest GHG emissions reduction potential. The County of Maui facilities' GHG emissions can be found in the next section, [the County of Maui's Operational Greenhouse Gas Emissions](#) (pg. 48).

In 2019, Maui County generated a BASIC GHG emissions total of 1,512,220 metric tons of carbon dioxide equivalent (mtCO₂e), an increase of 4% since 2016. In 2019, Maui County emitted a BASIC+ total of 2,410,670 mtCO₂e, an increase of 9% since 2016.

The average Maui County resident emitted approximately 14.56 mtCO₂e annually, which is slightly below the national average of 15.3 mtCO₂e per capita each year. However, the U.S. national average is

much higher than that of other developed countries.¹

For example, the average annual mtCO₂e per capita in the European Union was 6.4 mtCO₂e in 2019.² In some of the most progressive European countries, like Switzerland, the average per capita carbon footprint is as low as 4.7 mtCO₂e per capita each year.³

Over half of Maui County's total GHG emissions are generated within the transportation sector (51% in the BASIC inventory and 61% in the BASIC+ inventory).


In the BASIC+ inventory, which considers transboundary travel, air travel coming to and from Maui County is the greatest source of transportation GHG emissions at 29%.

On-road vehicles are a close second, making up 40% of Maui County's total BASIC GHG emissions and 25% of Maui County's total BASIC+ GHG emissions.

¹ World Bank Group, "Historical GHG Emissions," Climate Watch, 2022, https://www.climatewatchdata.org/ghg-emissions?end_year=2019&start_year=1990

² World Bank Group, "Historical GHG Emissions."

³ World Bank Group, "Historical GHG Emissions."



The majority of residents in Maui County own and drive a passenger vehicle, contributing to greater congestion and road vehicle emissions. Waterborne transportation accounts for 6% of GHG emissions in BASIC inventory and 4% of BASIC+ inventory.

The building energy sector is the next greatest contributing sector, making up 44% of BASIC GHG emissions and 29% of BASIC+ GHG emissions. This sector includes electricity, natural gas, and propane GHG emissions used in residential, commercial, industrial, and streetlights. In the BASIC+ inventory, the electricity lost in transmission and distribution is included. In 2019,

approximately 5.26% of electricity was lost in transmission.

Electricity is the greatest source of GHG emissions within the building energy sector, at over 90% in the BASIC and BASIC+ inventories. Propane and natural gas account for approximately 8% and 1%, respectively, in both the BASIC and BASIC+ inventories.

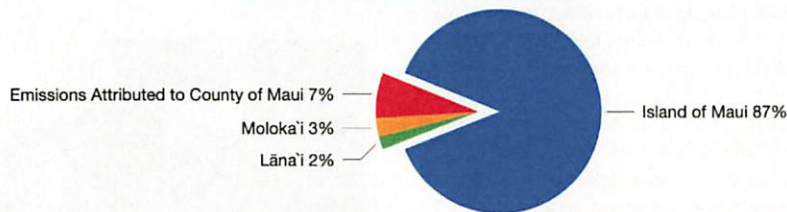
Waste and wastewater management contribute a smaller proportion of total GHG emissions at 3% to 5%. Agriculture, Forestry, and Other Land Use (AFOLU) and Industrial Processes and Product Use (IPPU) make up 3% and 4%, respectively, of the BASIC+ inventory.

Between 2016 and 2019, community BASIC GHG emissions increased by 4% and BASIC+ GHG emissions increased by 9%. However, the relative contribution from each GHG emission source remained relatively constant.

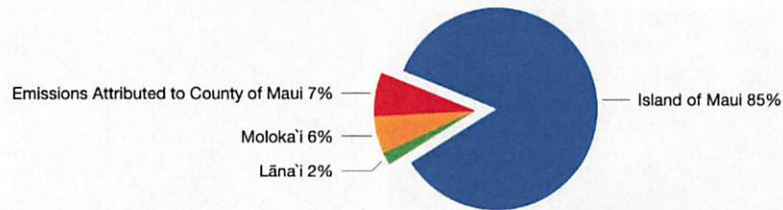
In general, GHG emissions in Maui County and the relative contribution of various sectors and sources are comparable to other municipalities in Hawai'i. For example, the majority of GHG emissions on O'ahu come from the transportation sector (50% of total) and building sector (42% of total).

Most of Maui County's GHG emissions are generated by activities on and around the island of Maui, followed by Moloka'i and then Lāna'i. Some GHG emissions sources are not easily separated by island and are attributed to Maui County as a whole. These include GHG emissions from agricultural and land use practices, off-road transportation, and boats. Since no permanent residents reside on Kaho'olawe, GHG emissions for that island were not reported.

BASIC Emissions by Island (mt CO₂e)



BASIC+ Emissions by Island (mt CO₂e)



Tourism Impacts on Greenhouse Gas Emissions

Addressing GHG emissions related to tourism in Maui County is paramount to reducing community-wide GHG emissions. With nearly 3 million visitors in 2019, tourism is a significant driver of GHG emissions in Maui County.

The de facto population on any given day in 2019 was 227,479, of which 166,000 are considered residents, meaning that during any given day, approximately 61,479 visitors are in Maui County.¹

Between air travel in and out of Maui County, tourism development, hotels and resorts, and high levels of purchases and waste generation, visitors are a significant driver of GHG emissions in Maui County.

Without a concentrated effort to reduce the GHG emissions associated with tourism, Maui County will not be able to meet our GHG emissions reduction targets.

It is important to note, however, that these numbers reflect pre-pandemic tourism for Maui County. While tourism has largely rebounded over the last year, the COVID-19 pandemic contributed to a dramatic drop in tourism and related emissions in 2020 and 2021.²

The County of Maui is committed to working with the visitor industry to better measure its GHG impact and to identify industry-specific opportunities (especially in air travel) to mitigate these GHG emissions.

¹ Maui County Data Book, "Visitor Industry & Recreation," Section 10, (2020), 178-210. <https://sbd.cdev.hyperspective.com/wp-content/uploads/2021/10/2020-Chapter10.pdf>

² Kehaulani Cerizo, "Maui County visitors reach highest monthly count since pandemic, new data shows," (July 29, 2022), MauiNow. <https://maui.now.com/2022/07/29/maui-county-visitors-reach-highest-monthly-count-since-pandemic-new-data-shows/#:~:text=Through%20the%20first%20half%20of%20the%20first%20half%20of%202019,&text=For%20the%20first%20half%20of%20the%20first%20half%20of%202019>



Our Collective Future

Maui County's Operational Greenhouse Gas Emissions

The County of Maui, as an organization, is addressing its GHG emissions from buildings, fleet vehicles, waste generated in facilities, and the landfills that it owns and operates.

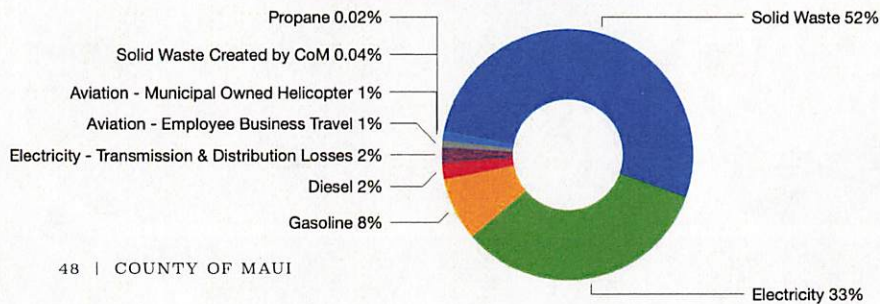
Of the total GHG emissions produced in Maui County, county operations account for 8% of BASIC GHG emissions and 5% of BASIC+ GHG emissions. Landfills owned and operated by the County of Maui make up 53% of its total GHG emissions and provide the best and quickest way to reduce overall emissions. Landfill management through flaring, diversion, and landfill gas

utilization are all opportunities to reduce GHG emissions.

Electricity—consumed by activities including building operations and municipal-owned water and wastewater infrastructure—is the next largest GHG emissions source at 33%. Energy efficiency and renewable energy both provide proven technologies to reduce energy costs and pollution. Gasoline and diesel used in the county's fleet of vehicles make up 8% and 2%, respectively. The remaining GHG emissions make up less than 5%.

It is important to note that the waste generated by Maui County operations, not including residential or commercial waste, only accounts for less than 1/2 of a percent of the overall GHG emissions.

Emissions by Source (mt CO₂e)




Projected Greenhouse Gas Emissions

Using 2016 as the baseline year and integrating the Hawai'i Clean Energy Initiative is commitment of 100% renewable electricity by 2045 and building out an EV network CCRS completed a "Business-as-Usual" projection of Maui County's BASIC+ GHG emissions through 2050. A "Business-as-Usual" projection models future GHG emissions if the County of Maui does not take any further action to reduce GHG emissions. The model expects 30% of all vehicles to be electric by 2050 even if no actions are taken by the County of Maui to increase adoption.

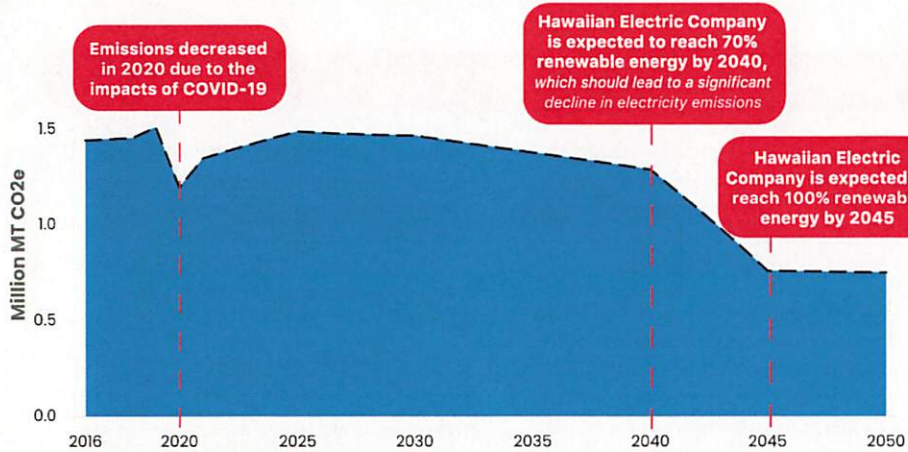
This is because Hawaiian Electric Company, the electric utility serving Maui County, is expected to increase renewable sources of electricity. As shown on the next page, by 2045 all electricity is expected to be net zero GHG emissions. However, other GHG emissions sources, such as aviation GHG emissions, counteract some of this progress because of an increase in demand for resources driven by rising population and tourism.

Using this scenario and only accounting for BASIC GHG emissions, Maui County's community GHG emissions are expected to decrease by 48% by 2050—missing the goal of a 52% decrease to reach net zero GHG emissions.



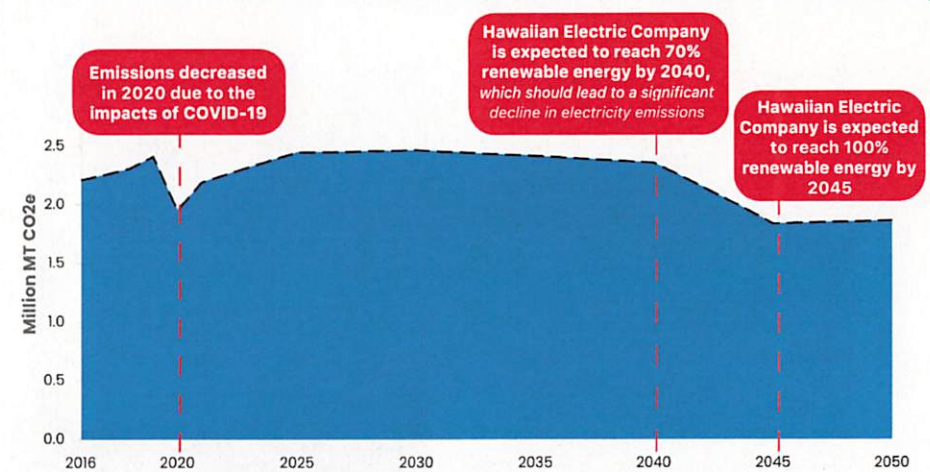
BASIC Business-as-Usual Emissions Projection

BASIC emissions are projected to decrease in a "Business-as-Usual" (BAU) scenario.



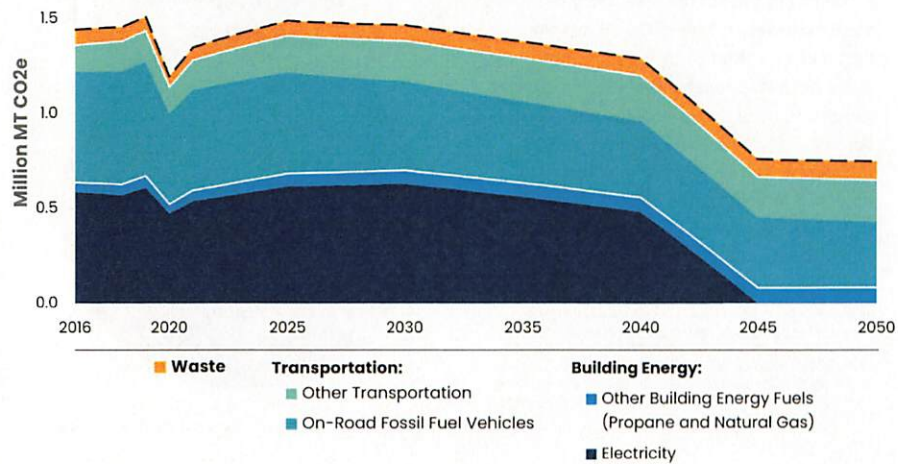
BASIC+ Business-as-Usual Emissions Projection

BASIC+ emissions are projected to decrease slightly but remain steady in a "Business-as-Usual" scenario.



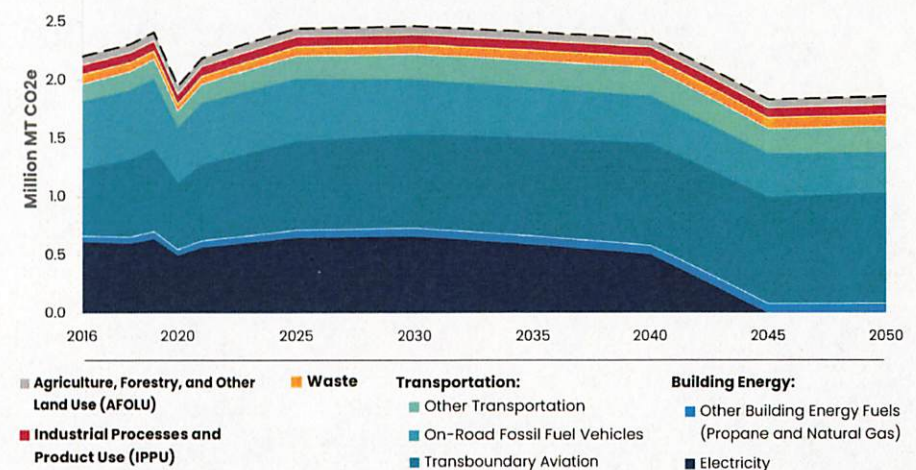
BASIC Business-as-Usual Emissions Projection by Source

In a BAU scenario, emissions are expected to decrease from 1.4 million mt CO₂e in 2016 to roughly 750,000 mt CO₂e in 2050. This reduction is primarily due to Hawaiian Electric Company reaching 70% renewable energy by 2040 and 100% renewable energy by 2045.



BASIC+ Business-As-Usual Emissions Projection by Source

Expected increases in visitors and emissions from flights to Maui County partially offset emissions reductions from Hawaiian Electric Company's renewable energy goals.



Our Collective Future

When accounting for BASIC+ GHG emissions, Maui County communities' GHG emissions are expected to decrease by only 16% by 2050 in a "Business-as-Usual" scenario—missing the goal of an 84% decrease to reach net zero GHG emissions.

As GHG emissions from the electricity sector decline, GHG emissions from transboundary aviation become a greater proportion of Maui County's total GHG emissions. Without significant policy intervention, aviation GHG emissions are expected to increase annually through 2050 at a similar rate to the increase in tourism.



Carbon Sequestration and Stock

Maui County's land sequesters carbon and is a critical asset in the fight against climate change. Maui County's lands store 18% of the State of Hawai'i's terrestrial carbon.¹


The climate crisis and Maui County lands are inextricably linked. Aligning work on climate change, land conservation, and restoration is an opportunity to utilize local carbon sinks to benefit multiple efforts. This approach will ensure that our response to the climate crisis addresses and improves the functionality and connectivity of our native ecosystems, resulting in increased environmental resilience.

All lands have the potential to sequester carbon from the atmosphere and store it in plant material, including the ecosystems that make up Maui County. Certain land cover types and regenerative² land practices sequester more carbon than others. Maui County's lands were analyzed to assess the current carbon stock and identify potential strategies and actions to increase this stock over time. For the carbon stock analysis, Maui County lands were classified

into 9 broad categories: Native dry forest, invaded dry forest, native mesic-wet forest, invaded mesic-wet forest, non-native tree plantations, shrublands, grasslands, and bare/sparse ground. Agricultural lands were included in the analysis; however, there are caveats.³

³ Due to a lack of Hawai'i-specific data, only soil organic carbon estimates were available for agricultural lands. The carbon stock for Maui County's agricultural, wetland, water, and developed lands was estimated with the available data. However, that this is not indicative of the cover type's full carbon stock, it is just representative of the carbon stock of the soil organic carbon pool. Should more localized data and plant species data become available in the future, this analysis should be rerun to include the carbon stocks of the agriculture, native forest, water, developed, and wetland land cover types.

Maui County Land Cover Distribution



¹ Selmants, P.C., Giardina, C.P., Jacobi, J.D., and Zhu, Zhiliang, eds., 2017, Baseline and projected future carbon storage and carbon fluxes in ecosystems of Hawai'i: U.S. Geological Survey Professional Paper 1834, 134 p., <https://doi.org/10.3133/pp1834>.

² Regenerative land practices including composting, mulching, biochar, natural Korean farming, and other beneficial land practices.

Our Collective Future

Wet forests predominantly populated by native tree species include plants such as koa, 'ōhi'a, and olapa. Unfortunately, several of these native forests have been invaded by invasive species such as miconia, pampas grass, and feral ungulates.

The establishment of invasive species is severely damaging to the functionality of watersheds and other areas throughout Maui County.

In addition to the introduction of invasive species, our lands were forever changed by the modern agriculture industry.

As a result of the development of agricultural plantations, most agriculture in Maui County consisted of pineapple or sugarcane over the last century. However, all large-scale pineapple and sugarcane plantations have closed over the last decade, leaving damaged soils that need restoring and regenerating.¹

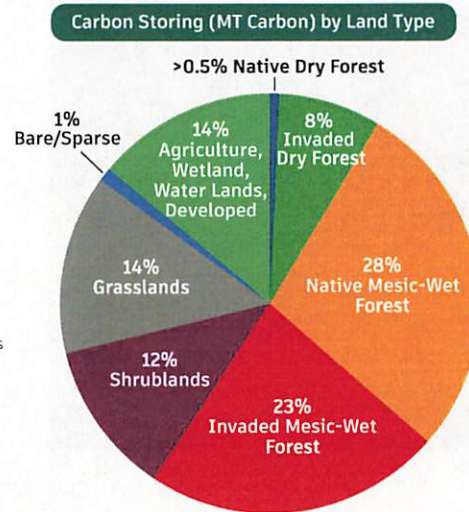
Maui County's diverse lands consist of a special combination of unique forests, agricultural lands, and coastal ecosystems.

¹ Note that cattle ranches are also a large part of the agriculture landscape in Hawai'i. For more information on the impacts of cattle on Maui County's emission see the [Agriculture, Land Use, and Natural Resources section](#) (pg. 194) of this report.

Each land cover type holds carbon in its plants and soil, called a carbon stock. Different cover types hold more or less carbon compared to others.

Hawai'i's land, 18% is located within Maui County, and 18% of Hawai'i's carbon is stored within Maui County's lands.

The chart below shows the total amount of carbon stock (metric tons [MT] of carbon) stored by each land cover type in Maui County. Most of the stored carbon is held within predominantly wet forests dominated by native tree species, followed by predominantly wet forests dominated by invasive species.



Forests, including those with non-native tree plantations, hold 60% of the carbon stock in Maui County. Restoring and maintaining the health of forests will be critical to preserve and grow Maui County's carbon stocks going forward.

It is important to note that carbon is not the only metric for determining the best method for land management. For example, although non-native tree plantations store a lot of carbon, there are other negative consequences and positive impacts of altering intact native landscapes that must be considered.

This is also true with regard to native dryland forests. Converting native dryland forests to any cover type (except for bare/sparse vegetation) will store more carbon, but potentially alter critical habitats for many of Hawai'i's native species.

Strategic land management is essential to ensuring that Maui County's lands both sequester carbon and help to increase Maui County's resilience to climate change impacts while preserving native biodiversity and cultural connection to native habitats.




Photo credit: Troy Photography



Our Collective Future

Resiliency in a Changing Climate

The Resiliency Action portion of the CARP aims to prepare the community for adapting to current and future climate change impacts.

Resiliency is particularly important for Maui County because of its remote location and it being disproportionately negatively impacted by climate change as a result of being an island. The coastal geography of Maui County's islands makes the community, natural resources (including plants and animals), and infrastructure more vulnerable to climate change impacts. Certain communities within our county are especially remote and difficult to access, and therefore face increased vulnerabilities such as limits on imported goods and centralized services.

As a part of the development of the CARP, community forums were held across Maui County to identify vulnerabilities, strategies, and actions for reducing climate risks to the community and the environment. Focused workshops were held with our more remote communities such as East Maui, Moloka'i, and Lāna'i.

Resilience strategies and actions were developed on a framework of 3 climate resilience pillars: secure our people, secure

our infrastructure, and secure our natural systems. With these pillars in mind, local government, community organizations, businesses, and residents can make decisions that are consistent with and support a climate resilient future.

Through these pillars, 22 strategies and 83 supporting actions were identified to be actively pursued by the County of Maui and its community partners to strengthen local climate resilience.

While climate action (i.e. GHG emissions mitigation) and resiliency strategies and actions (i.e. climate adaptation) are distinctive, the two are intrinsically connected. The strategies and actions outlined in the subsequent sections of the CARP provide an actionable roadmap for protecting our people, infrastructure, and natural systems for generations to come.

Accountability

The County of Maui is committed to becoming a leading community in the fight against climate change. A crisis of this scale requires systematic change and ongoing adaptation. In addition to these local strategies and actions, the County of Maui advocates for and contributes to state, federal, and international mitigation and adaptation policies and initiatives.

To ensure that progress continues to be made, the County of Maui has committed to:

- **Report Maui County's GHG emissions regularly** and ensure that we are on track to meet our carbon reduction targets.
- **Update the County of Maui's Climate Hub regularly** (<https://www.resilientmauinui.org/>) to ensure it is clear about which actions have been started, are in progress, or have been completed, as well as updating our community about new initiatives.
- **Update the CARP every 5 years.** Future updates to the CARP will also include targeted outreach and planning for additional communities in need of more targeted climate action plans, like Kaho'olawe island.
- **Utilize the strategies and actions** identified in the CARP to guide the County of Maui's departmental, administrative, and legislative efforts.
- **Continue to reach out to groups** that may have been left out of the climate conversation and continue to support and connect underrepresented groups with leaders and decision makers in the energy, climate, resilience, equity, and environmental spheres.



Hō‘ulu‘ulu Mana‘o Nui

He mea nui ko'iko'i nō ka Huki Like Kūloko no ka nānā pono 'ana i ka pōpilikia loli aniau a no ka ho'okō 'ana i nā pahuhpou aniau no ka moku'āina, ke kaumoku'āina, a me ka honua a puni. He hō'ike nō kā ke Kalana 'o Maui "Climate Action and Resiliency Plan (CARP)" i kā mākou noke e ho'okō i ka ho'okanaha'i 'ana i ka ho'omalele māhuea ho'omehana honua (MHH), a e ho'okūpa'a 'ē i nā kaiaulu no nā pōpilikia loli aniau.

Nānā nō ke CARP i ke kūlike paha a i ka 'oko'a paha o kēlā a me kēia kaiaulu, a me nā pilikia aniau kekahi, ma o nā mokupuni o Maui Kalana i noho kanaka 'ia': 'o Maui, Moloka'i, a me Lāna'i nō ho'i.

¹ 'O Kaho'olawe nō ka mokupuni 'ahā o Maui Kalana i ho'okomo 'ole 'ia ma kēia papa hana nei. Eia na'e, e ho'okomo pū 'ia he mau mana'o e pili iā, a e kūpono no, Kaho'olawe ke hō'ano hou 'ia ka papa hana i ke au e hiki mai ana.

‘Ōlelo Mua

NO KA NUI WALE O NĀ KUMUWAIWAI KŪLOHELOHE nō i māhuahua ai ho’i ka ‘āina no nā kama’āina a me nā malihini pū, a ua lua ‘ole ho’i ko Maui Kalana mau mokupuni pākahi. Ua kumu nō ia ‘ano māhuahua i ko Maui Kalana aniau ‘olu’olu e loli na’e nei ma o nā makahiki me ka māmā ‘ana a’e o ka loli aniau.

Ho’ouni nō ka ho’okahua kaiulu ‘ana, ka ‘oihana ho’okipa malihini, a me nā hopena ho’opilikia kaiapuni ho’i i nā ālaina a pilikia kaiulu, mo’omeheu, a kaiapuni nō ho’i.

Ua alaka’i ‘ia ke CARP e ko ke Kalana ‘o Maui ke’ena ‘o ke “Climate Change, Resiliency, and Sustainability (CCRS),” a he mea nō ia e ho’ākāka le’a ai i nā ka’akālai a papa hana kūpono no ka ho’okanaha’i ‘ana i kā ko kākou mau kaiulu ho’ouni ‘ana i ka loli aniau a e ho’oikaika ai i ka hiki o nā kaiulu ke ho’omākaukau pono no nā hopena aniau e hiki mai ana. No laila, aia nō ‘elua mana o ke CARP e nānā ana i ka ho’oponopono ‘ana ma o ka ho’okanaha’i ‘ana i ka nui malele māhua ho’omehana honua a me ka hō’ano hou ‘ana iho ma o ka ho’oikaika i ka ho’okūpa’a ‘ē ‘ana.

Ua ho’okumu ‘ia ke CARP ma muli nō o nā

kulehana alaka’i i ho’omōhala ‘ia a wae ‘ia e ke “Climate Action and Resiliency Plan Advisory Committee (CARPAC)” a me ka “Resiliency Hui”² o ke Kalana ‘o Maui. Ua ho’omau ‘ia aku na’e ka wehewehe ‘ia ‘ana, ka wae ‘ia ‘ana, a me ka unuhi ‘ia ‘ana o nā ka’akālai i ka ‘ōlelo Hawai’i nō ho’i. Ua launa pono nō nā papa hana, nā ka’akālai pili i ke aniau, a me nā ka’akālai ho’okūpa’a kaiulu o loko o ke CARP me nā kulehana i wehewehe ‘ia ma o ka palapala hō’ike holo’oko’a.

1 He mau lālā 20 o ka lehulehu, nā loea kumuhana/kumumana’o, ko ke aupuni, nā ‘elele kiwila, a me nā ‘elele o ka ‘āpana pā’oihana i hui pū ma kahi o ho’okahi manawa o kélā a me kēia mahina ma o ka MH 2022 no nā hālāwai kā’ana mana’o.

2 He 50 a ‘oi mau ‘elele mai 11 mau ke’ena o ke Kalana ‘o Maui mai i komo pū ma nā hālāwai (2-hola pākahi) o kélā a me kēia mahina e nā’ana a hāpai mana’o ai no ke CARP a me kekahi mau papa hana aniau a ho’okūpa’a kaiulu a ke kalana. E ‘olu’olu i ka nānā i ka mahele ‘Ōlelo Hō’oia’i’o (Acknowledgment) no ka papa helu holo’oko’a o nā ke’ena.



‘Ōlelo Mua

‘O ka ho’okūpa’a kaiaulu ‘ana nō he mea nui ma ka mo’omeheu Kanaka Maoli—mai kekahi wā ma mua loa aku o ka mana’o hou ‘o “sustainability” ma nā ‘ōlelo kūkā o ko ke Komohana mau lāhui—a ma o Maui Kalana me kona mō’aukala waiwai loa i ke kahu kaiapuni ‘ana a me kona pilina kūpa’a loa i ke ao kūlohelohe.

E like nō me nā kāhuna o ke au i hala, mana’o ho’i au he hiki i kēia mau mokupuni ke lilo i la’ana kūpono no ko ke ao a puni ma ka nohona ho’okō pono kaiapuni, ka ho’oponopono aniau, ke kū’oko’a mea’ai a makelia ho’olako nohona, a, ‘o nā mea nui loa, ka lokomaika’i a me ke aloha.

- He Maka’āinana o Maui Kalana

Pili loa nō nā kulehana no ka ho’okō ‘ana i ka pono kaiaulu ho’i me nā ‘ano a pau o ko kākou kaiaulu mai ka maika’i o ke ola mai a i ka ho’okumu waiwai, ka nohona, a me ke kaulike pono kanaka nō ho’i. No laila, ‘o kekahi alaka’i nui no ka ho’okumu ‘ana i nā ka’akālai a papa hana aniau nō ka ho’olōkahi ‘ana i ko ke Kalana ‘o Maui mau

hana a ‘ōlelo ho’opa’a i ho’okumu ‘ē ‘ia ho’i me ka mo’omeheu, ka mō’aukala, a me nā mana’o alaka’i o ke kaiaulu. E nānā i ko kēia palapala mahele [“History of Climate Action”](#) (‘ao’ao 99) no kekahi ‘ikepili o ko ke Kalana ‘o Maui mau ‘ōlelo ho’opa’a.

Kūlia nō ke Kalana ‘o Maui i ka loa’a iā loko o ke CARP he mau hopena kūpono no nā kānaka a pau i mea e pai ‘ia a’e ai nā kaiaulu i nānā nui ‘ole ‘ia a me nā ‘ohana pā wale, he **“low-to-moderate income (LMI)”** ho’i, ke ho’okō ‘ia mai nā ka’akālai a me nā papa hana. Ho’onui ‘ia ko Maui Kalana pilikia i ka loli aniau ma muli nō o kona ‘ano he hui mokupuni ka’awale loa, a pēlā pū nō ho’i ma loko o kona mau kaiaulu i pilikia ma nā ‘ano pilikanaka a me ka ho’okumu waiwai ‘ana. Wahi a ka “Intergovernmental Panel on Climate Change (IPCC),” ua kaulike ‘ole nō nā kānaka ‘ōiwi, nā kaiaulu pilikia i ka nele loa, a me nā kaiaulu e kauka’i ana i ka mahi’ai kūloko ho’i ma nā hopena pilikia aniau, he mau ‘ano kaiaulu kēia i loa’a nō ma Maui Kalana.¹

¹ Intergovernmental Panel on Climate Change, “Summary for Policymakers Headline Statements,” IPCC Sixth Assessment Report Impacts, Adaptation and Vulnerability,” (Cambridge: Cambridge University Press, 2022), 2-3.



Ma ka hō’oia’i’o ‘ana i nā hopena kaulike ‘ole o ka loli aniau no nā kaiaulu i nānā nui ‘ole ‘ia a me nā ‘ohana LMI a pā wale, kūlia nō ko ke CARP mau ka’akālai i ke kaulike aniau. Eia kekahi, kūlia nō kēia mau ka’akālai a papa hana i ka hookanaha’i ‘ana i ka haumia ea a me ka haumia wai/ kai kekahi.

Me ke alu like i ka ho’okumu ‘ana i kēia papa hana me ko ko kākou mau kaiaulu kūloko, ua hana pū ke Kalana ‘o Maui me kekahi mau kānaka ‘epekema kālaianiau, ‘oihana, a kānaka kau kānāwai kūloko ma ka ho’omōhala ‘ana i nā ‘ōlelo kākō’o o lalo iho nei nō ho’i e pili i nā papa hana aniau a me ka ho’okūpa’a kaiaulu ‘ana.

“ Ulukū a pōnalono wale ‘o loko i ke kaulike ‘ole a me ka pōpilikia. He hiki i nā kānaka i ‘oi loa ma ka waiwai, me nā home keu a me ka hiki ke ho’omaha iho ma ‘ane’i, ke ho’ololi i nā kānāwai. E pono nō kākou ke ho’okumu i mau kānāwai e koi ana i nā kahua pā’ani kolepa a me nā hōkele e ho’ohana i mau ‘enehana ikehu a wai kūpono. ‘Āpu’epu’e wale ko ‘one’i mau kānaka pa’ahana loa i loko o ka ho’olako ‘ana iā lākou iho ma ka li’ili’i loa... he pono nō ke ho’okuleana ‘ia nā malihini waiwai loa ma o ka ‘āpono ‘ana i nā hana wale nō e pono ai ka ‘āina.

- He Maka’āinana o Maui Kalana

“ He mea ke’ake’a nui ke kaulike waiwai ‘ole ma ko kākou kaiaulu. He pono nō ke kaulike nā lolina kānāwai no nā kānaka a pau. He mea hō’eu’eu pono nō nā kumu ho’olalelale waiwai e loa’a mai ai he hulihia ma muli ho’i o nā pilikia kumu waiwai o nā kamakūloko i nā lā a pau.

- He Maka’āinana o Maui Kalana

Ke Au i mua o Kākou a Pau

A PUNI KA HONUA, HE WĀ KOHO KO'IKO'I KĒIA NO KANAKA a he manawa ho'ohulihia nō i ko kākou paio loli aniau 'ana. Inā 'a'ole e ho'oponopono 'ānō 'ia e ka nui kaiaulu, aia 'o Maui Kalana ma ke ala pololei no nā hopena ho'opō'ino nui e la'a ka nele 'ai a wai, nā pōpilikia kūlohelohe ma'amau 'ino loa, a me nā kepahepa nui i nā kaiapuni o nā wao a pau.



Ke a'o nei nā kōhō 'epekema no ka mio wale 'ana o ka manawa kūpono e ho'okanaha'i ai i ka mehana honua a i ka palena ko'iko'i he 1.5° Kik.

Hō'ike mai nō kekahi huli o nā ho'ohiki aniau kau'āina o ke au nei, a me nā wānana malele MHH ho'i, i ke ka'a 'ana o ka wela honua i luna o 3.2 Kik i loko o kēia kenekulia nei.¹ Ua ho'onui wale nā hana a kanaka, 'o ka mea 'ino loa nō ke puhi wāwahie mō'alihaku 'ana, i ka pa'apūhia o ke kalapona 'okikene lua i loko o ka lewa mai ka nui he 280 anakahi o ka miliona a i ka 410 a 'oi anakahi o ka miliona mai ka wā ma mua mai o ke au 'oi'enehana.²

1 Intergovernmental Panel on Climate Change, "Summary for Policymakers," Climate Change 2021: The Physical Science Basis. Contribution of Working Group I to the Sixth Assessment Report of the Intergovernmental Panel on Climate Change, (Cambridge: Cambridge University Press, 2021).
2 Environmental Protection Agency, "Atmospheric Concentrations of Greenhouse Gases," Climate Change Indicators, 2021, <https://www.epa.gov/climate-indicators/climate-change-indicators-atmospheric-concentrations-greenhouse-gases>

Mo'okū'ikena o nā Lolina mai ka MH 1950 mai



Ua pili loa nō ka hikiwawe o ko ka honua ho'omehana 'ia 'ana i nā wānana malele MHH o ke au nei a no kēia mua aku. No ko Maui Kalana po'e maka'āinana, 'a'ole o kana mai ke ko'iko'i o ka pono ke huki like ma ka ho'okūp'a 'ē 'ana i ke kaiaulu no nā wā pōpilikia loli aniau.



4 inches LESS ANNUAL PRECIPITATION
Emi iho he 4 'iniha kimu o ka makahiki

Ma kekahi anamana'o a ke Kalana 'o Maui i ka MH 2022, ua hopohopo he 85% o ko Maui Kalana po'e maka'āinana i nā hopena o ka loli aniau ma ko lākou mau kaiaulu.¹

1 'Ikepili ki'ikuhi mai loko o ke County of Maui, "County of Maui, Hawai'i Climate and Community Trends Primer," (2022), 6.

Infographic data from: County of Maui, "County of Maui, Hawai'i Climate and Community Trends Primer," (2022), 6.





Ke Au i mua o Kākou a Pau

Ma muli nō o ko Maui Kalana mau hi'ona 'āina kapakai a me kona mau kaiāola pāloli wale, ua hiki nō ke pō'ino wiki kēia kalana i nā hopena o ka loli aniau.

Eia ho'i, i ka MH 2018, no ke ana 'ia o ke kūlana pā wale o nā kaiāola kūloheloho o Maui Kalana (Maui, Moloka'i, a me Lāna'i), ua hō'ike 'ia e ka "Hawaiian Island Climate Vulnerability and Adaptation Synthesis," aia nō ke kūlana mai ka pae waena mai a i ka pae ki'eki'ie loa.

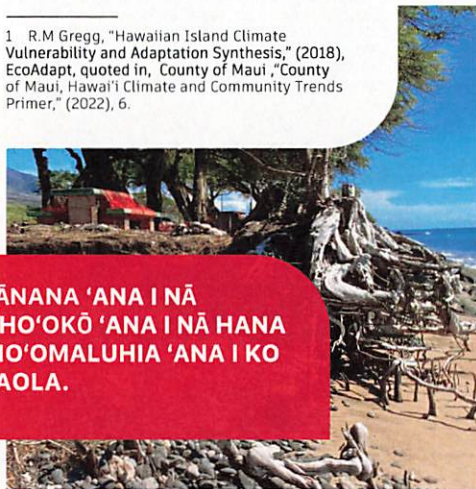
'O kekahi o nā kaianoho a me nā hana lawelawe e pā wale loa nō 'o:

- Nā kapakai i ka 'a'āianalu a me ka poholo i ka pi'i 'ilikai.
- Nā wao nahele Kona i ka loli kimu a me ka malo'o o ka lepo.
- Ka 'ike a mo'omeheu ku'una i ka nalo loa paha o nā kaiāola a me nā lāhulu 'ōiwi, a me ka poholo o nā wahi pana i ka pi'i 'ilikai.
- Ka ho'oponopono 'ana i nā hālana wai ma'amau a me ke kāohi 'a'aiawai ma muli nō o nā wai hālana hikiwawe wale, nā wā malo'o, a me nā ahi hihiu wale, a pēlā pū me ka nalo loa o nā ālialia a me

nā pu'eone kapakai.
• Ka nui o ka wai maoli i ka nui o nā wā malo'o, ke emi kimu, ka pono o nā 'āina kumu wai, a me ka pi'i o ka 'ilikai.¹

I mea e maika'i a'e ai ko kākou ho'omaopopo 'ana i nā papaha hopena o ka loli aniau, ua ho'okumu ka PHPLA i mau "ala" ho'omalele MHH 'inā'inā o ke au hou, i kapa 'ia 'o nā "Regional Concentration Pathways (RCP)." Kuhi nō ka wānana RCP8.5 'o "Kāloa'a-Kūmaumau" i papaha no ke au e hiki mai ana pili i ko ka honua ho'omau 'ana i ke kauka'i nui i luna o ka 'aila tā a me ke kakalina, a 'a'ohe nui ka ho'ololi 'ana i nā kulekele e emi ai ka nui malele māhūea. No kekahi papaha pili i ka ho'okanaha'i 'ana i nā MHH, hō'ike mai ke kumu ho'ohālike 'o RCP4.5 i au hou i 'oi a'e kona kūpono, 'o ka wā nō o ko ka honua ho'ololi iho a ho'okanaha'i nui 'ānō 'ana i ka nui malele MHH.

¹ R.M Gregg, "Hawaiian Island Climate Vulnerability and Adaptation Synthesis," (2018), EcoAdapt, quoted in, County of Maui, "County of Maui, Hawai'i Climate and Community Trends Primer," (2022), 6.



HE MAU MEA KO'IKO'I NUI NŌ KA WĀNANA 'ANA I NĀ HOPENA O KA LOLI ANIAU A ME KA HO'OKŌ 'ANA I NĀ HANA HO'OKŪPA'A KAIĀULU HO'I NO KA HO'OMALUHIA 'ANA I KO MAUI KALANA MAU KAIĀULU A KAIĀOLA.

He wahi hō'ulu'ulu mana'o nō ka māhele ma lalo iho e pili i nā loli aniau e 'ike 'ia nei ma Maui Kalana, a me nā mea a kākou e 'ike ai inā e hikiwawe a'e ana ka loli aniau ma o nā makahiki pānāhulu e hiki mai ana.

Ka Pi'ina Wela

Mai ka MH 1955 mai, ua pi'i nō ka 'awelike wela ma Maui Kalana he 2° Ph. 'O nā makahiki wela loa i palapala 'ia nō nā MH 2019 & 2020.¹ Ho'onui 'ia ka pi'ina wela e ka ha'one'e a emi 'ana o ka Moe'a. Ma waena o nā MH 1973-2019, ua ha'one'e ka Moe'a mai ka hikina 'ākau mai a i ka hikina, a ua emi iho nō mai 291 mau lā o ka makahiki a i 150 mau lā (mai ke 80% a i ke 41% o ka makahiki).² Inā 'a'ole e ho'oponopono 'ia ka nui malele MHH (RCP8.5), he hiki i ka wela o Maui Kalana ke pi'i he 2° a 6° Ph ma ka waena kenekulia (2041-2070), a he 3° a 9° Ph i ka hopena kenekulia (2071-2099).³

E ulu a nui wale ana nā hopena o ka pi'ina wela (e la'a nā wā malo'o, nā wā wela, nā ahi hihiu wale, a pēlā aku) ma o nā 'ōpana a pau mai nā 'oihana mahi 'ai, olakino, ho'okele waiwai, a he nui loa aku.

¹ Laura E. Stevens et al., "State Summaries," NOAA National Centers for Environmental Information, quoted in County of Maui, "County of Maui, Hawai'i Climate and Community Trends Primer," (2022), 11.

² Jessica A. Garza et al., "Changes of the prevailing trade winds over the Islands of Hawai'i and the North Pacific," Journal of Geophysical Research 117 (2012), quoted in County of Maui, "County of Maui, Hawai'i Climate and Community Trends Primer," (2022), 18.

³ Oliver Elison Timm, "Future warming rates over the Hawaiian Islands based on elevation-dependent scaling factors." International Journal of Climatology, quoted in County of Maui, "County of Maui, Hawai'i Climate and Community Trends Primer," (2022), 10.

“ Ua hānau a hānai 'ia au ma Maui nei. Ua 'ike maka nō wau i ka loli 'ana mai nā kau mai i nui loa ai ka ua, a hiki i kēia wā he 'ane'ane malo'o wale. Pēlā pū me ka 'a'āianalu nui a me ka lilo loa o kekahi mau kahaone. Ua pi'i nui wale ka wela. Hopohopo nui au i ka'u i 'ike ai ma ko'u 'ano he makua no nā lolina he nui wale i loko o ko'u wā ola.

- He Maka'āinana o Maui Kalana



Ke Au i mua o Kākou a Pau

Ka Mehana a me ka Hō'akika 'ia 'ana o ka Moana

Ma 'ō iki aku o nā kapakai o Maui Mokupuni, ua ana 'ia ka mehana o ke kai ma kahi o ke 86° Ph – he pi'ina o ka nui he 1.5° Ph mai kēlā kenekulia i hala iho nei.

Ho'onui ka pi'ina K02 i ka hō'akika 'ia 'ana o ka moana ma Maui Kalana kekahi. 'O ka moana nō kekahi o ko ka honua "mea omo a ho'āhu kalapona" nui loa, e omo ana ma kahi o 25% o ka nui kalapona 'okikene lua e ho'omalele 'ia e kanaka i kēlā a me kēia makahiki.¹ He mea nō ka nui loa o ke K02 e pā'ewa'ewa auane'i ai ke kaulike "pH" o nā moana. Ma o ke ka'a 'ana o nā makahiki, he mea kēia mau lolina kaiola moana e ho'onui ai i ka ho'okuakea pūko'a 'ana a

me ke emi 'ana iho o nā kaianoho meaola moana, a e māino ai i nā i'a a me nā manu o ka moana.²

Ua hele nō a laulaha loa ka ho'okuakea pūko'a 'ana—ka manawa a ka pūko'a e lua'i a'e ai i ka limu ko'a e noho ana i loko o kona mau 'a'a'a hunaola, a 'o ke kuakea 'oko'a nō ka hopena—me kekahi mau hanana nui 'ino loa ma nā MH 2014, 2015, a ma kekahi kūlana i emi iki iho, ma ka MH 2019. Ma ka waena kenekulia, wānana 'ia nā hanana ho'okuakea pūko'a ma nā makahiki a pau.³

² County of Maui. "County of Maui, Hawai'i Climate and Community Trends Primer." (2022), 25.
³ Keener, V., D. Helweg, S. Asam, S. Balwani, M. Burkett, C. Fletcher, T. Giambelluca, Z. Grecni, M. Nobrega-Olivera, J. Polovina, and G. Tribble, 2018: Hawai'i and U.S.-Affiliated Pacific Islands. In Impacts, Risks, and Adaptation in the United States: Fourth National Climate Assessment, Volume II [Reidmiller, D.R., C.W. Avery, D.R. Easterling, K.E. Kunkel, K.L.M. Lewis, T.K. Maycock, and B.C. Stewart (eds.)]. U.S. Global Change Research Program, Washington, DC, USA, pp. 1242–1308. doi: 10.7930/NCA4.2018.CH27

¹ UC Davis, "What is carbon sequestration and how does it work?" Carbon Sequestration, 2019 <https://climatechange.ucdavis.edu/climate/definitions/carbon-sequestration>

WĀNANA NŌ NĀ KĀNAKA 'EPEKEMA I KA PI'I O KA WELA HE 5°Ph KE KŌ IHO KA MH 2100.

County of Maui, "County of Maui, Hawai'i Climate and Community Trends Primer." (2022), 7.

'O ka loli aniau 'ino loa, ka hō'au kahawai 'ana, a me ka malo'o 'oko'a o ka wai ma mua o kona hiki 'ana i ka muliwai nō kekahi mau mea e pau loa ai ka nui o kēia mau lāhulu. Kauka'i nui nā meaula a holoholona he nui wale i ka makani, i ka ua, a i ke kahe o ka wai no ke ola, a he mea ho'okaumaha loa nō ka 'ike 'ana i ke emi 'ana iho o kēia mau kumuwaiwai ma o ka mokupuni ma muli ho'i o ka loli aniau (e la'a ka wela 'ino loa).

- He Maka 'āinana o Maui Kalana

Ka Pi'i 'Ilikai

Ua 'a'aianalu 'ia he 85% o ko Hawai'i mau kahaone e ka pi'i 'ilikai a me nā kai nu'u nui mai.¹

Me ka pi'i 'ana o ka loli aniau, e pi'i pū nō ka 'ilikai. No ka hopena o ke kenekulia 21, wānana nō nā kānaka 'epekema i ko ka 'ilikai pi'ina he 3.2 Kp.² 'O nā nalu e'e nui, ka lilo 'ana aku o nā home a me nā wahi hana, ke koina e ha'alele 'oko'a iā kapakai, ka 'āwili hewa o ke kai me ka wai lalo honua, ka loli o nā 'ano ma'amau o nā 'ale, a me nā 'ino 'o'otokū 'ino loa nō kekahi mau papaha hopena ma muli ho'i o ka pi'i 'ilikai.

¹ Charles H. Fletcher et al., "National assessment of shoreline change: Historical shoreline change in the Hawaiian Islands," U.S. Geological Survey Open-File Report 1051 (2011): 55, quoted in County of Maui, "County of Maui, Hawai'i Climate and Community Trends Primer," (2022), 6.
² National Oceanic and Atmospheric Administration. "Coastal Erosion Line: Hawaii 3.2 ft. Sea Level Rise Scenario," (2020), <https://data.noaa.gov/dataset/dataset/coastal-erosion-line-hawaii-3-2-ft-sea-level-rise-scenario>.

“O ka hopena nui loa o ka loli aniau a'u e 'ike nei nō ka pi'i 'ilikai. Me ke e'e mai o ka moana, e pono ana nā kānaka i kūkulu home ma kapakai ke ne'e aku. Ke 'a'ai akula nā nalu nui i nā pāka a me nā kahaone kūloko kekahi. Ke hu'e 'ia a'ela nā iwi kupuna e ka loli aniau kekahi. E pono nō kākou i kekahi papa ho'olālā hikiāloa no nā pōulia a me ka ho'oha'alele kanaka 'ana no ka po'e e noho ana ma kapakai, a pēlā loa pū nō ho'i no ka po'e e noho lā ma na'e o Moloka'i.

- He Maka 'āinana o Maui Kalana

WĀNANA NŌ NĀ KĀNAKA 'EPEKEMA I KA PI'I A'E O KA 'ILIKAI HE 3 KAPUA'I A 'OI I KA HOPENA O KE KENEKULIA 21.

Ke Au i mua o Kākou a Pau

Nā Lolina Kimu a me nā Ahi Hihiau Wale

Mana'o 'ia nō ko ka loli aniau ho'onui 'ana i ka 'o'olokū loa o nā 'ino 'o'olokū.

Hiki ke 'ike 'ia iho kēia 'ano hanana ma Hawai'i nei, 'o kahi nō o ka pinepine o nā 'ino 'o'olokū loa i hele ai a nunui mai ka manawa ho'okahi ma loko o nā makahiki he 20 mai a i ka 5 makahiki.¹

I ka wā ho'okahi, ho'onui nō ke emi 'ana iho o ka 'awelike kimu kūmakahiki a me nā 'ōnaehana anilā "El Niño" ho'i i nā 'ano kūpiliki'i o nā wā malo'o ma o Maui Kalana. He la'ana nō nā hā'ina o ke ana 'ia 'ana o ka ua ma ke Kahua Mokulele o Kahului e hō'ike ana, mai ka MH 1955 mai, i ke emi 'ana iho o ka 'awelike kimu kūmakahiki he 4 'iniha.

Inā 'a'ole e ho'oponopono 'ia ka ho'omalele MHH (RCP8.5), he hiki nō ke emi iho ke kimu kūmakahiki he 70% ma ka waena kenekulia.² 'O nā wā malo'o, a me ka ho'onui

1 Charles H. Fletcher et al., "National assessment of shoreline change: Historical shoreline change in the Hawaiian Islands," U.S. Geological Survey Open-File Report 1051 (2011): 55, quoted in County of Maui, "County of Maui, Hawai'i Climate and Community Trends Primer," (2022), 6.

2 Oliver Elison Timm et al., "Statistical downscaling of rainfall changes in Hawai'i based on the CMIP5 global model projections," Journal of Geophysical Research: Atmospheres 120 (2014): 92-112, quoted in County of Maui, "County of Maui, Hawai'i Climate and Community Trends Primer," (2022), 15.

'ia 'ana o ka ho'okahua kaiaulu pū, he mau mea i emi iho ai ka nui o ka wai lalo honua (ka ho'opiha hou 'ole 'ia o nā waihona wai lalo honua). 'O ke emi kimū, nā wā malo'o, a me ka pi'i 'ana o ka wela he mau mea i nui a'e ai nā ahi hihiau wale ma o Maui Kalana.

Ma kēlā kenekulia i ka'a aku nei, ua nui pāhā a'ela nā wahi ma ka moku'āina i pau i ke puhī 'ia e nā ahi hihiau wale.³ Inā ho'omau aku ka loli aniau penei, wānana 'ia nō ka pi'i 'ana o ka nui a me ka weliweli o nā ahi hihiau wale.

3 C. Trauernicht et al., "The contemporary scale and context of wildfire in Hawai'i," Pacific Science 69 (2015): 427-444, quoted in County of Maui, "County of Maui, Hawai'i Climate and Community Trends Primer," (2022), 26.

Aia nō a pilikia loa i kekahi pō'ino kūlohelohē, 'o ko mākou wahi ma ka hikina 'ākau o Ha'ikū nō kahi hope loa i lawelawe 'ia no ka ho'oma'ema'e alanui a me ka ho'iho'i hou 'ana i ka ikehu a me ka punaewehe. I ka pi'i 'ana o ka 'ino'ino o ke aniau, he kuleana ko'iko'i nō ko mākou ho'opalekana 'ia 'ana, ka loa'a o nā pono nui, a me ke ka'a'ike.

- He Maka'āinana o Maui Kalana

He Ka'akālai Maiiau

'O ke CARP nō he 'āpana ho'okumu o ko ke Kalana 'o Maui ka'akālai no ka ho'oponopono i, a me ka hō'ano hou 'ana ma muli o, ka loli aniau. Ua pa'ahana nō ke Kalana 'o Maui i kekahi ka'akālai i 'oi a'e ka maiiau e noke ana i ke kākō'o ma nā pae aupuni kūloko, moku'āina, a kaumoku'āina kekahi.

I loko nō o kona 'ano 'u'uku i ke alo o ka honua holo'oko'a, he hiki ho'i i nā hana a ke Kalana 'o Maui e ho'okō ai ke ho'olalele i ko ka honua a puni hō'ano hou a ho'ololi 'ana iho.

Wahi a ka "United Nations Environmental Program (UNEP)," he hiki nō i ko ka honua ke kākōhi iho i ka ho'owela honua he 2.7° Ph (1.5° Kik) inā kanaha'i iho ka nui malele MHH he 7.6% i nā makahiki a pau ma waena o ka MH 2020 a me ka MH 2030.¹

Inā 'apa'apa wale kākou i ka ho'oponopono, a mau nō ka ho'omalele 'ia 'ana o ke K02 i ka lewa, e nui a'e ana nō ka pa'akikī o ka hiki 'ana aku i ka pahuho'u.

1 United Nations Environment Programme, "Emissions Gap Report 2019," (Nairobi: UNEP, 2019), 26.

Inā 'apa'apa he 5 mau makahiki wale nō (2025), e pono ana ke ho'okanaha'i 'ia ka nui malele MHH kūmakahiki he 15.5%, a e holohu'a hewa i kahi pahuho'u o ka 2.7° Ph (1.5° Kik).

Ua mau nō na'e ko kākou hiki ke kākōhi i ka wela honua a e 'alo i ka pō'ino aniau, akā he pono ho'i ke 'eleu a mikimiki 'ānō.²

'O ko ke Kalana 'o Maui komo pū ma nā hanana kūloko a me ko ka honua ma ka ho'oponopono aniau nō he hō'ike ikaika i kona kuleana. Ua 'onipa'a nō ke kalana i kekahi mau 'ōlelo ho'ohiki no ka ho'oponopono aniau a me ka hō'ano hou 'ana, e 'ike 'ia nō ma ke ki'i ma ka māhele "History of Climate Action" ('ao'ao 99) a i wehewehe pono 'ia ho'i ma ka Pāku'ina ('ao'ao 286).

2 UNEP, "Emissions Gap Report 2019," 39.

'OIAI 'O NĀ HANA A KANAKA NĀ KE KUMU O KA PŌPILIKIA ANIAU, HE HIKI HO'I NA'E IĀ KANAKA KE HO'OPONOPONO I UA PŌPILIKIA NEI.

Ke Au i mua o Kākou a Pau

Ka Pahuhopu 'o ka 'Ole Malele Kalapona

He hana nui a pa'akikī kēia, eia na'e aia nō iā kākou nā pono e loa'a mai ai kēia pahuhopu, a he mea nui ho'i ia no ka māhuhua 'ana a'e o ko kēia hanauna, a me ko nā hanauna (a me nā meaola) a pau o ia mua aku, ma Maui Kalana me ka nohona he kūpa'a, kūpono, a kū'ono'ono nō ho'i.

No ka loa'a mai o kēia pahuhopu, he pono nō 'o Maui Kalana ke ho'okanaha'i nui iho i ka nui malele MHH 'oiai e ho'ohana ana i nā ka'akālai kumu kūlohelohe e ho'onui ai i ke omo a ho'opa'a pono 'ana i ka nui kalapona.

He alaka'i nō ke CARP no nā ka'akālai a me nā hana e ho'okanaha'i a ho'opa'a ai i nā MHH ma o ke kaiaulu a, me ia ho'i, i ko Maui Kalana mau ha'awina ho'onui mehana honua.

Ua ho'okele nō ke Kalana 'o Maui i 'elua mo'olako malele MHH ma o ke kaiaulu no ka MH 2016 a me ka MH 2019. 'O ka mo'olako o 2016 nō ka makahiki kumu ho'ohālikelike. Ho'ohana 'ia ka mo'olako o 2019 no ke kālailai 'ana i ka holomua mai ka makahiki kumu ho'ohālikelike (2016) mai, a no ke kia 'ana i nā hana ho'okanaha'i i ka nui malele



'Onipa'a nō ke Kalana 'o Maui i ka hō'emi malele MHH kūloko e LOA'A MAI AI KA 'OLE MALELE KALAPONA KE KŌ IHO KA MH 2045.

MHH o ke au e hiki mai ana. Ua ho'ohana ko ke Kalana 'o Maui mau mo'olako malele i ke "Global Protocol for Community-Scale Greenhouse Gas Inventories (the GPC)," 'o ia nō ke ana ho'ohālikelike kūmau 'oi loa no nā kaiaulu a puni ka honua. He mea nō ka GPC e hiki ai i nā kaiaulu ke hō'ike aku i kekahi o nā mo'olako 'elua, he BASIC a i 'ole he BASIC+. 'O ka mo'olako BASIC no ka li'ili'i loa e hiki ai i nā kaiaulu ke ho'okō i mea e hahai pono ai i ke ka'ina ('o ka ikehu hale, ke alakau kūloko, ka uila 'ōnaehana pūnaewe, ka 'ōpala, a me ka wai keke). Eia nō na'e, 'o ka mo'olako BASIC+ nō he hō'ike

¹ For more information see: <https://greenhouse.gasprotocol.org/greenhouse-gas-protocol-accounting-reporting-standard-cities>.

i 'oi a'e kona makauli'i e hō'ike ana i nā kumu malele a pau a kēlā a me kēia kaiaulu. Me ka li'ili'i loa o nā kumu malele o ka mo'olako BASIC pū, nānā nō ka BASIC+ i nā mea i ho'omalele 'ia e ka ho'olapa uila 'ana a me ka lilo ma ka ho'oili 'ana, ke alakau kūwaho, nā hana a me ka ho'olilo makelia 'oi'enehana, a me ka 'oihana mahi 'ai.

Ua kōkua ka mo'olako MHH ma ka hō'ike le'a 'ana i nā hana a me nā 'āpana nui e ho'onui ana i ko Maui Kalana mehehu kalapona. A laila, ua kālailai ke Kalana 'o Maui i ka nui 'ino o nā koina no ka ho'okanaha'i malele MHH e pono ai no ke kōkua 'ana i ka Moku'aina 'o Hawai'i e hiki aku i kona

pahuhopu 'o ke kaulike kalapona ke kō iho ka MH 2045, a e ho'onohonoho i mau pahuhopu malele MHH no ka "Hawai'i Clean Energy Initiative (HCEI)" a me ke "Aloha+ Challenge."

Ma ke kūlana "Kāloa'a-Kūmaumau," holo mana'o 'ia ka ho'okanaha'i 'ia o ko Maui Kalana ho'omalele MHH he 16% ke kō iho ka MH 2050.

Ma kēia kūlana "Kāloa'a-Kūmaumau" ua nānā pū 'ia nō ka ho'onui 'ia o ka 'oihana ho'okipa malihini a me ka nui o nā maka'āinana e ho'onui ai i ka pono i nā kumu waiwai. A pēlā pū nō me ka ho'onui 'ia o nā ka'a uila he 30% ke kō iho ka MH 2050, a me ka uila kumu hō'ano hou 'ia he 100% ke kō iho ka MH 2045.

'O KA MEA 'ĀPIKI NA'E, NO KE KŪLANA "KĀLOA'A-KŪMAUMAU," 'A'OLE I LAWĀ IKI KO MAUI KALANA MĀKAUKAU E HIKI AKU AI I KA PAHUHOPU O KA 'OLE MALELE KALAPONA KE KŌ IHO KA MH 2045.

Ma o ke kālailai 'ikepili me ka mana'o o ko ka lehulehu a me nā lae 'ula kūloko, ua ho'oka'ina makakoho nō ke Kalana 'o Maui i 19 mau ka'akālai ho'oponopono aniau a i 61 mau hanana kākō'o i mea e ho'okanaha'i iho ai i ka nui malele MHH ma o ke kaiaulu.

He Kaulona Maiiau i ka Nui Malele Māhuela Ho'omehana o ke Au nei

He mea nō ka mo'olako malele MHH e helu ai i ka nui malele MHH holo'oko'a a ka kaiulu ma o ka nānā 'ana i ka 'ikepili nohona e la'a ke puhi kakalina o nā ka'a hali 'ōhua a me ka helu pono 'ana i nā hopena o kēia 'ano hana e pili i ka ho'omehana honua (ma o kekahi heluhana malele MHH ma'amau).

Ma o ka hō'ike pono 'ana i nā hana a me nā kumu nui o ka ho'omalele māhuela ho'omehana honua, ho'onohonoho mua nō ke Kalana 'o Maui i mau kulekele me nā papaha nui loa ho'i no ka ho'okanaha'i malele MHH. Hiki ke loa'a nā helu malele MHH o ko ke Kalana 'o Maui mau pono lako ma ka mahele o hope a'e nei, "[the County of Maui's Operational Greenhouse Gas Emissions](#)" ('ao'ao 48).

Ma ka MH 2019, ua ho'omalele nō 'o Maui Kalana he huina malele MHH BASIC he 1,512,220 mau "metric tons of carbon dioxide equivalent (mtCO2e)," i ho'onui 'ia he 4% mai ka MH 2016 mai. I ka MH 2019, ua ho'omalele 'o Maui Kalana i ka huina BASIC+ he 2,410,670 mtCO2e, i ho'onui 'ia he 9% mai ka MH 2016 mai.

Ma ka 'awelike, ua ho'omalele ka maka'āinana ma'amau pākahi o Maui Kalana ma kahi o 14.56 mtCO2e o ka

makahiki ho'okahi, he helu ma lalo iki iho o ka 'awelike kaumoku'āina he 15.3 mtCO2e no kēlā a me kēia kanaka o ka makahiki ho'okahi. Eia kā, 'oi a'e ka 'awelike kaumoku'āina o ka U.S. ma mua loa o nā 'āina 'oi'enehana 'ē a'e.¹

He la'ana nō ka 'awelike kūmakahiki no nā kānaka pākahi o ka Hui 'Āina 'Eulopa ho'i he 6.4 mtCO2e i ka MH 2019.² Ma kekahi o nā kaumoku'āina 'Eulopa holomua loa, e la'a 'o Kūikilani, 'o ka 'awelike meheu kalapona o nā kānaka pākahi nō he 4.7 mtCO2e ma ka li'iili'i loa o ka makahiki ho'okahi.³


Ua kumu he hapa a 'oi aku o ko Maui Kalana huina malele MHH ma ka 'āpana 'oihana alakau (he 51% ma ka mo'olako BASIC, a he 61% ma ka mo'olako Basic+).

Ma ka mo'olako BASIC+, e nānā ana i ke ka'ahale ka'a palena, 'o ka lele mokulele (ha'alele aku a pae mai) ma Maui Kalana nō ke kumu nui o ka malele MHH 'oihana alakau, he 29%.

¹ World Bank Group, "Historical GHG Emissions," Climate Watch, 2022, https://www.climatewatchdata.org/ghg-emissions?end_year=2019&start_year=1990

² World Bank Group, "Historical GHG Emissions."

³ World Bank Group, "Historical GHG Emissions."



'O nā ka'a holo alanui nō ka 'alua ma ka huina, he 40% o ko Maui Kalana huina malele MHH BASIC, a he 25% o ko Maui Kalana huina malele MHH BASIC+.

Kalaiwa ka hapanui o ko Maui Kalana po'e i ko lākou mau ka'a hali 'ōhua pono'i, he mau mea nō e ho'onui ai i ka pa'apū o nā alanui a me ka malele māhuela ka'a. 'O nā moku holo kai nō ke kumu o 6% o ka malele MHH ma ka mo'olako BASIC, a he 4% ma ka mo'olako BASIC+.

'O ka 'āpana 'oihana ikehu hale nō ka 'āpana 'alua no ka ho'onui malele MHH, me 44% o ka nui malele MHH BASIC a he 29% o ka nui malele MHH BASIC+. Ma kēia 'āpana, ua komo pū nō ka nui malele i kumu i ka uila, māhuela puhi, a me ka pōpene i ho'ohana 'ia ma nā kaiahome, nā kaiahana, a me nā kukui alanui. Ma ka

mo'olako BASIC+, ua komo pū nō ka uila i nalowale aku ma ka ho'ōlapa 'ia 'ana. I ka MH 2019, ua nalowale ma kahi o 5.26% o ka uila ma ka ho'ōlapa 'ia 'ana.

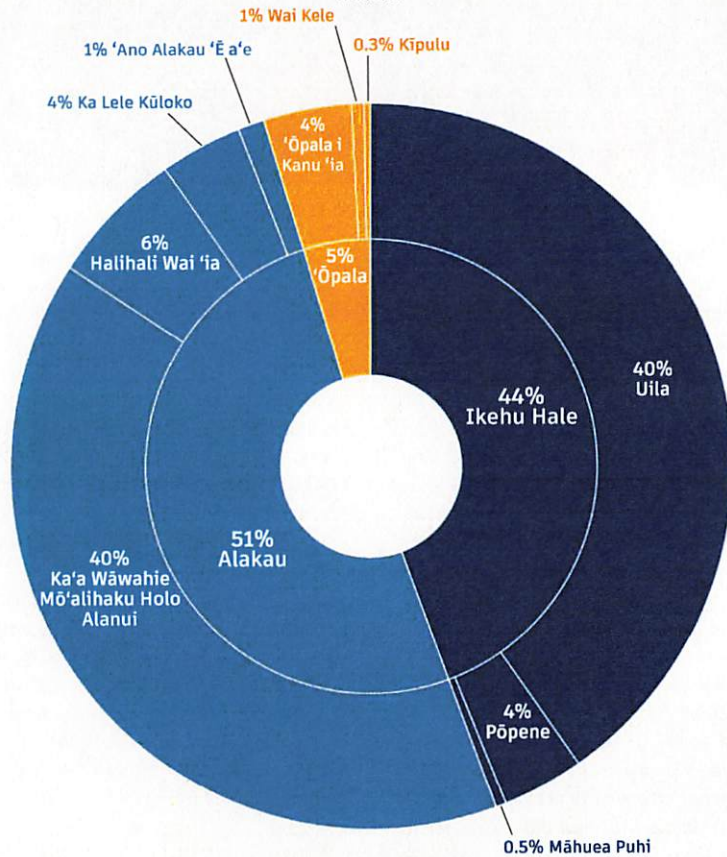
'O ka uila nō ke kumu nui loa o ka nui malele MHH ma ka 'āpana 'oihana ikehu hale, he 90% a 'oi ma nā mo'olako BASIC a BASIC+. Aia nō ka pōpene a me ka māhuela puhi ma kahi o ka 8% a me ka 1% ma nā mo'olako 'elua BASIC a BASIC+ pākahi.

Mai ka 3% a i ka 5% mai o ka huina malele MHH, 'a'ole i nui aku ka ho'omalele MHH o ka ho'omalua 'ōpala a wai kele 'ana. He mau mea ka "Agriculture, Forestry, and Other Land Use (AFOLU)" a me ka "Industrial Processes and Product Use (IPPU)" e ho'okomo pākahi he 3% a he 4% o ka mo'olako BASIC+.

Ka Huina Malele BASIC o nā 'Āpana a Kumu Pākahi

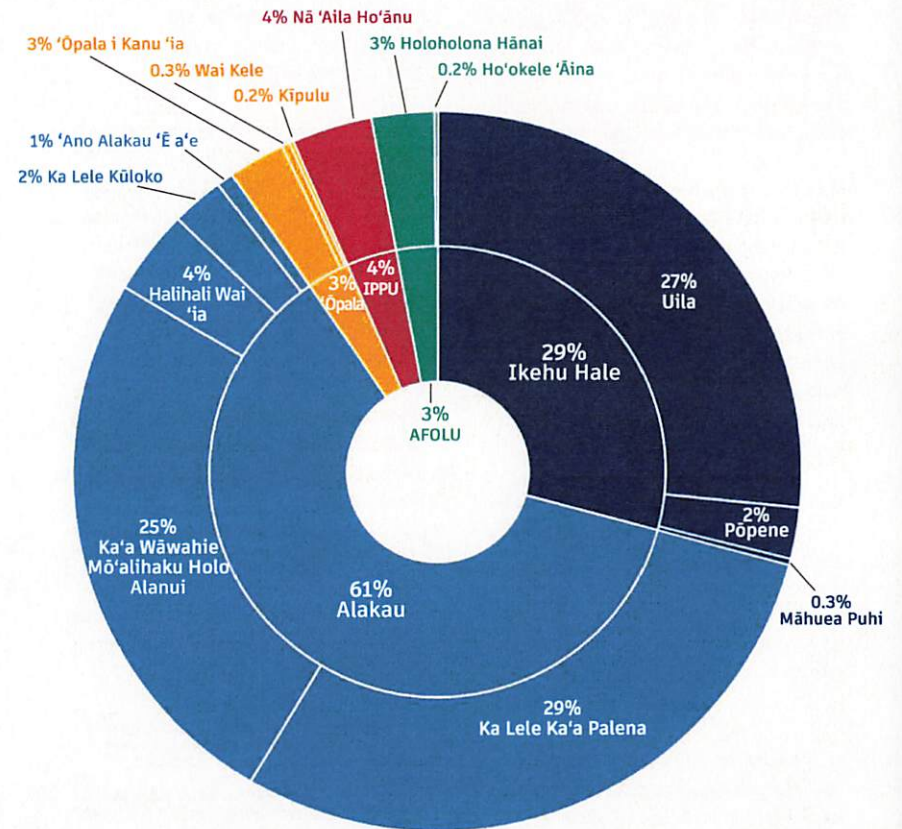
Hō'ike mai nō ka pō'ai o waena i ka nui malele mai loko aku o kēlā a me kēia 'āpana. Hō'ike mai nō ka pō'ai o waho i ke kālailai 'ia 'ana o ka ho'omalele a nā kumu pākahi o kēlā a me kēia 'āpana.

He la'ana nō ka ho'omalele aku a ka 'āpana 'oihana ikehu hale, he 44% o ko Maui Kalana huina malele. No ka 'āpana 'oihana ikehu hale, ho'omalele nō ka uila he 40% o ko Maui Kalana huina malele.



Ka Huina Malele BASIC+ o nā 'Āpana a Kumu Pākahi

Ua nui aku nō nā 'āpana a me nā kumu malele BASIC+ ma luna ho'i o nā kumu malele BASIC. 'O ka lele ka'a palena nō ke kumu BASIC+ nui loa e ho'onui ana i ko Maui Kalana mau huina malele MHH BASIC+ he 29% i ka MH 2019.



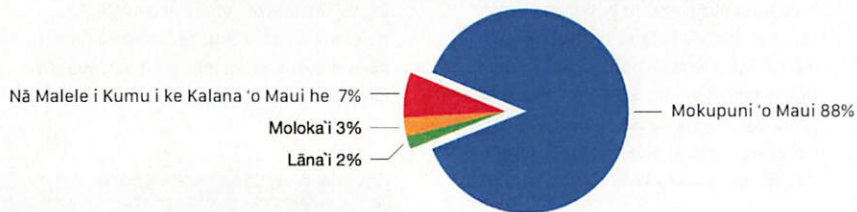
IPP: Industrial Processes and Product Use
AFOLU: Agriculture, Forestry, and Other Land Use

Ma waena o nā MH 2016 me 2019, ua nui a'e ko ke kaiaulu mau huina malele MHH BASIC he 4%, a ua nui a'e ka huina malele MHH BASIC+ he 9%. Eia na'e, ua 'ano kūmau nā huina nui o kēlā a me kēia kumu malele MHH.

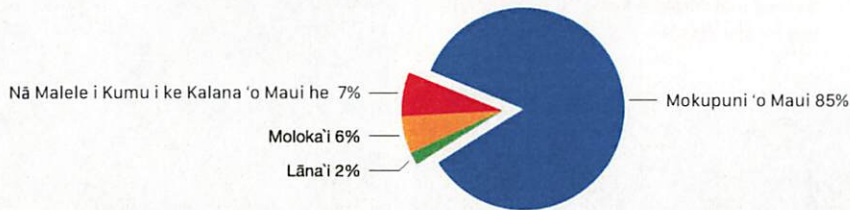
Ma ka mana'o laulā, ua like a like nō ko Maui Kalana mau malele MHH, a me ka ho'onui malele o nā 'āpana like 'ole, me kekahi o nā kaiaulu kiwikā ma o Hawai'i nei. I wahi la'ana, ua kumu nō ka hapanui o ka nui malele MHH ma O'ahu mai ka 'āpana 'oihana alakau (he 50%) a me ka 'āpana 'oihana kūkulu (he 42%) mai.

Ua kumu nō ka hapanui o ko Maui Kalana mau malele MHH i nā hanana ma ka mokupuni 'o Maui (me kona mau kai), aia 'o Moloka'i ma muli ona, a laila mai 'o Lāna'i. 'A'ole i ho'oka'awale ma'alalahi 'ia kekahi o nā kumu malele ma waena o nā mokupuni pākahi, no laila ua kuhi 'ia 'o Maui Kalana nō ke kumu. Ua komo pū ma kēia helu nō 'o ka nui malele MHH mai ka 'oihana mahi 'ai a me nā hana kuleana 'āina, ke alakau holo 'āpu'upu'u, a me nā moku. 'Oiai 'a'ohe maka'āinana e noho kūmau ana ma Kaho'olawe, 'a'ole i hō'ike 'ia ka nui malele MHH no ua mokupuni nei.

Nā Huina Malele BASIC a nā Mokupuni Pākahi (mt CO₂e)



Nā Huina Malele BASIC+ a nā Mokupuni Pākahi (mt CO₂e)



Nā Hopena Māhuela Ho'omohana Honua a ka 'Oihana Ho'okipa Malihini

He mea nui ko'iko'i nō ka nānā pono 'ana i ka nui malele MHH i pili i ka 'oihana ho'okipa malihini ma Maui Kalana no ka ho'okanaha'i 'ana i ka nui malele MHH ma o ke kaiaulu. Me ka nui malihini puka 3 miliona i ka MH 2019, 'o ka 'oihana ho'okipa malihini nō he kumu nui o ka ho'omalele MHH ma Maui Kalana.

'O ka heluna kākana 'oia'i'o o ka MH 2019, he 227,479 ma kēlā a me kēia lā, akā he 166,000 nō ka nui maka'āinana o ia huina nui, no laila, aia ma kahi o 61,479 mau malihini ma Maui Kalana i nā lā a pau.¹

Me ka nui o ka holo mokulele (pae a ha'alele) ma Maui Kalana, ka ho'onui 'oihana ho'okipa malihini, nā hōkele a me nā kahua hōkele, ka nui loa o ke kū'ai 'ana a me ke kilo'i 'ōpala 'ana, 'o nā malihini nō he kumu nui loa o ka nui malele MHH ma Maui Kalana.

¹ Maui County Data Book, "Visitor Industry & Recreation," Section 10, (2020), 178-210. <https://sbdc.dev.hypersperspective.com/wp-content/uploads/2021/10/2020-Chapter10.pdf>

Inā 'a'ole e mākia nui 'ia ka ho'okanaha'i malele MHH i pili i ka 'oihana ho'okipa malihini, 'a'ole e hiki iā Maui Kalana ke hiki aku i ka pahuhopu 'o ka ho'okanaha'i malele MHH.

Eia nō na'e, 'o kēia mau helu nō nā helu o Maui Kalana no ka 'oihana ho'okipa ma mua mai o ka ma'i ahulau ho'opuni honua. 'Oiai ua ikaika hou a'ela ka 'oihana ho'okipa ma o ka makahiki i ka'a iho nei, 'o ke ahulau COVID-19 nō ke kumu o ke kanaha'i nui o ka nui malele i pili i ka 'oihana ho'okipa ma nā MH 2020 a 2021.²

'Onipa'a nō ke Kalana 'o Maui i ke alu pū me ko ka 'oihana ho'okipa malihini i ke ana pono 'ana i nā hopena MHH, a i ka nānā pono 'ana i nā māhele o ua 'oihana lā ('o ka holo mokulele nō ka mea nui) i mea hō'i e ho'okanaha'i pono ai i kēia mau malele MHH.

² Kehaulani Cerizo, "Maui County visitors reach highest monthly count since pandemic, new data shows," (July 29, 2022), MauiNow. <https://mauinow.com/2022/07/29/maui-county-visitors-reach-highest-monthly-count-since-pandemic-new-data-shows/#:-:text=Through%20the%20first%20half%20of%20the%20first%20half%20of%202019.&text=For%20the%20first%20half%20of%20the%20first%20half%20of%202019>



Ke Au i mua o Kākou a Pau

Ko Maui Kalana mau Malele Māhuela Ho'omehana Honua Kumu 'Ōnaehana

Ma kona 'ano he hui 'ōnaehana, ke nānā nei ko ke Kalana 'o Maui i ka nui malele MHH i kumu i nā hale, nā ka'a 'āuna, ka 'ōpala pono lako, a me nā lua 'ōpala i ho'omalua 'ia a ho'okele 'ia e ke kalana.

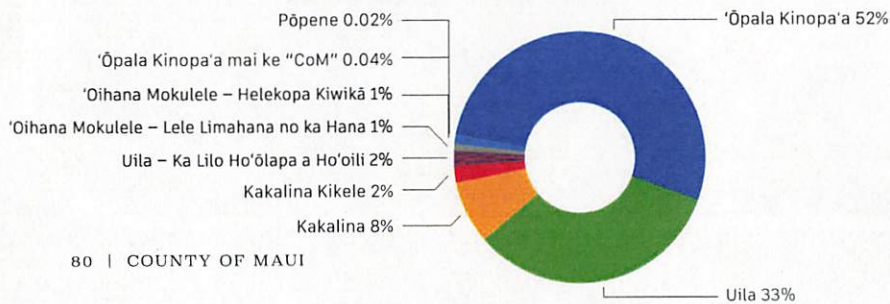
No ka huina nui malele MHH i kumu nō iā Maui Kalana, 'o ka 'ōnaehana kalana ho'i ke kumu o ka ho'omalele MHH BASIC he 8%, a he 5% o ka ho'omalele MHH BASIC+. Ua kumu nō he 53% o ko ke Kalana 'o Maui mau malele i nā lua 'ōpala i ho'omalua 'ia e ke kalana, a 'o ia ho'i ke ala e hikiwawe ai ka ho'okanaha'i 'ana i ka nui malele. I mea nō e ho'okanaha'i ai i ka nui malele MHH, aia ho'i he mau ala kūpono no ka ho'omalua lua 'ōpala 'ana i pili i ke puhi māhuela 'ana, ka

pu'unaue 'ōpala 'ana, a me ka ho'ohana 'ana i nā māhuela keu.

'O ka uila—i pau wale i nā hanana e la'a nā 'ōnaehana hale a me ka haka kahua 'ōnaehana wai kele i 'ona kiwikā 'ia—nō ke kumu 'alua o ka ho'omalele MHH, he 33% ka nui. 'O ka ho'olilo ikehu 'uha'uha 'ole a me ka ikehu kumu hō'ano hou 'ia nō kekahi mau 'enehana kūpono i hō'oi'a 'ē 'ia no ka ho'ēmi 'ana i ke kumu kū'ai ikehu pū me ka haumia. He mau kumu nō ke kakalina a me ke kakalina kikele [diesel] i puhi 'ia e ko ke kalana 'āuna ka'a no he 8% a he 2% pākahi. 'O ka nui malele MHH keu aku, ua emi iho ma lalo o ka 5%.

He kūpono nō ka ho'omaopopo 'ana no ka 'ōpala i kumu nō i ko Maui Kalana mau 'ōnaehana, 'a'ole na'e i pili me ka 'ōpala a nā maka'āinana a me ka 'oihana kālepa, ua emi iho ma lalo o he 1/2 pakeneka wale nō o ka nui malele MHH.

Nā Kumu Malele (mt CO₂e) Pākahi





Wānana Malele Māhuela Ho'omehana Honua

'O ka ho'ohana 'ana i ka MH 2016 ma ke 'ano he kumu ho'ohālike, a me ka ho'okō pū 'ana i ka "Hawai'i Clean Energy Initiative" nō, he 'ano ho'ohiki ho'i ia e loa'a mai ai ka pahuhopu he 100% no ka uila kumu hō'ano hou 'ia ke kō iho ka MH 2045, a me ka ho'okahua 'ana i kahua pūnaeweale ka'a uila. Ua pau iā CCRS he wānana "Kāloa'a-Kūmaumau" o ko Maui Kalana mau malele MHH ke kō iho ka MH 2050. He kumu ho'ohālike nō ka wānana "Kāloa'a-Kūmaumau" no kekahi hopena inā 'a'ole ho'okanaha'i ke Kalana 'o Maui i ka nui malele MHH. Inā ho'onui paha ke Kalana 'o Maui i mau hana ho'oponopono hou aku, inā 'a'ole paha, wānana nō ke kumu ho'ohālike i ke kuapo 'ia o 30% o nā ka'a puhi 'aila tā a pau no nā ka'a uila ke kō iho ka MH 2050.

Me kēia papaha, a ma ka helu 'ana i ka nui malele BASIC MHH wale nō, wānana 'ia ke kanaha'i 'ana o ko Maui Kalana mau malele MHH he 48% ke kō iho ka MH 2050—a holohu'a wale i ka

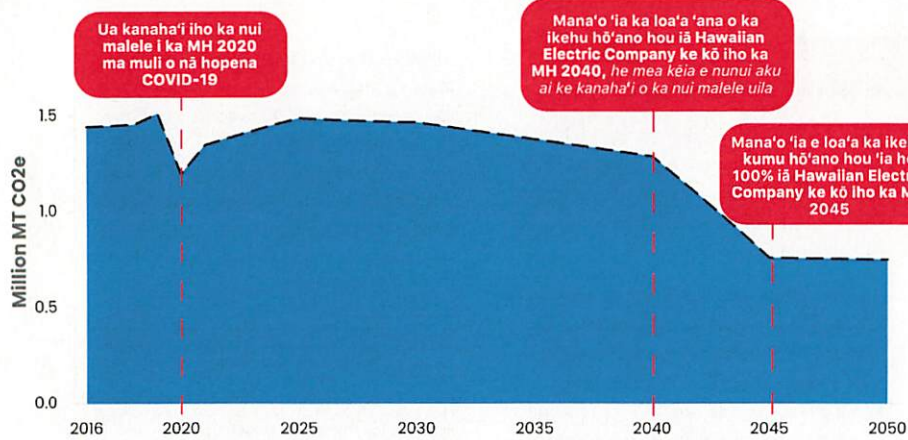
pahuhopu o ke kanaha'i he 52% e loa'a iho ai ka 'ole malele MHH.

No ka mea, ua mana'o 'ia e ho'onui aku 'o Hawaiian Electric Company, 'o ka hui mikaō o Maui Kalana, i nā kumu i hō'ano hou 'ia o ka uila. E like me ia e hō'ike auane'i 'ia ana ma ia 'ao'ao aku, ua makemake 'ia ka 'ole malele MHH no nā kumu uila a pau ke kō iho ka MH 2045. Eia nō kā, kāohi iho nā kumu ho'omalele MHH 'ē a'e, e la'a ka nui malele 'ōnaehana mokulele, i ka holomua o ka ho'onui 'ia 'ana o ka pono i nā kumu waiwai ma muli o ka nui 'ana a'e o ka helu kanaka a me ka 'ōnaehana ho'okipa malihini.



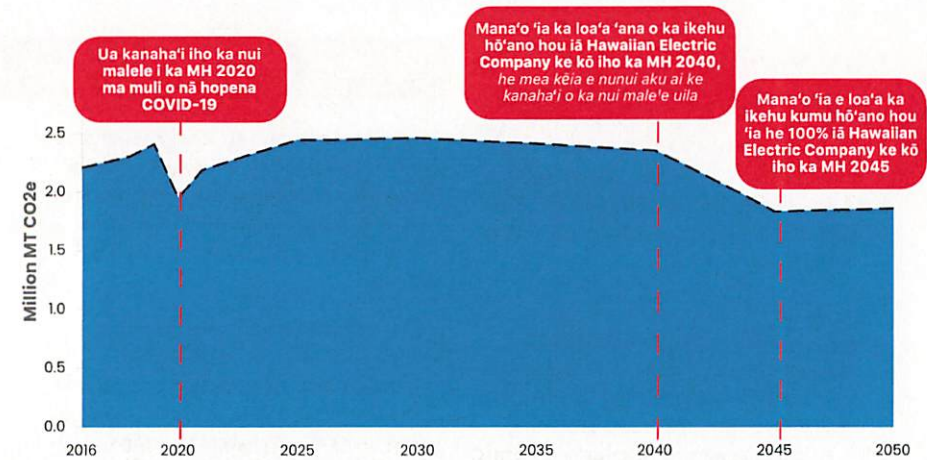
Wānana Malele Kāloa'a-Kūmaumau BASIC

Wānana 'ia ka nui malele BASIC e kanaha'i ma ka papaha "Kāloa'a-Kūmaumau" (KK).



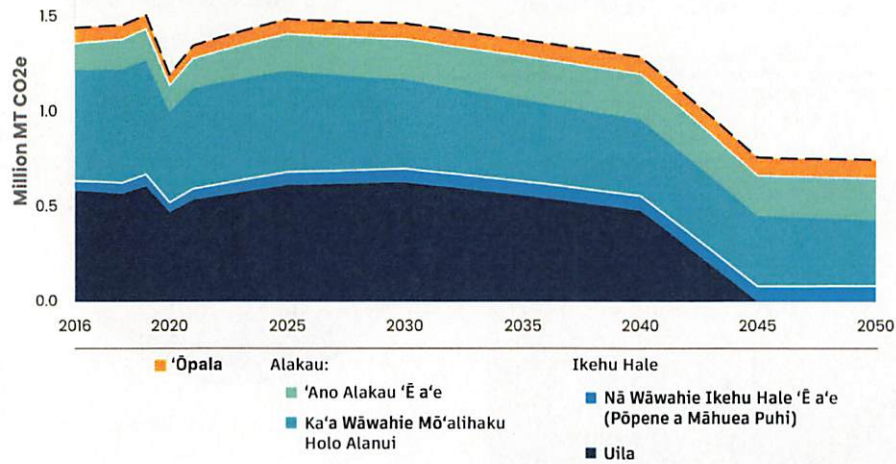
Wānana no nā Kumu Malele Kāloa'a-Kūmaumau BASIC+

Wānana 'ia ka nui malele BASIC+ e kanaha'i iki, akā e loli 'ole ana ma ka papaha "Kāloa'a-Kūmaumau."



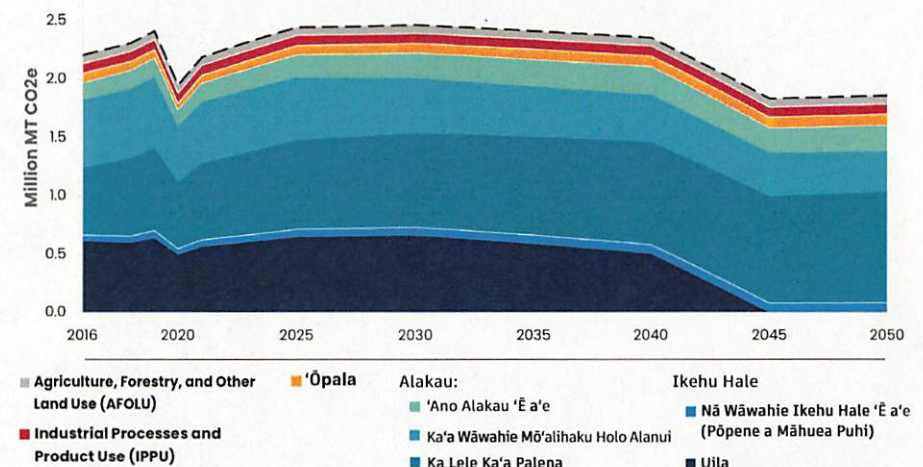
Wānana no nā Kumu Malele Kāloa'a-Kūmaumau BASIC Pākahi

Ma kekahi papaha KK, mana'o 'ia ke kanaha'i malele mai ka 1.4 miliona mt CO2e iho i ka MH 2016 a i kahi o 750,000 mt CO2e ke kō iho ka MH 2050. Ua kumu nui nō kēia kanaha'i 'ana i ka loa'a 'ana o ka ikehu kumu hō'ano hou 'ia he 70% iā Hawaiian Electric Company ke kō iho ka MH 2040, a he 100% ikehu kumu hō'ano hou 'ia i ka MH 2045.



Wānana no nā Kumu Malele Kāloa'a-Kūmaumau BASIC+ Pākahi

He mea ka ho'onui 'ia 'ana o ka nui malihini a me ka nui malele o nā mokulele ma Maui Kalana e 'āke'āke'a ai, ma kekahi 'ano, i ka ho'okanaha'i 'ana i ka nui malele ma ko Hawaiian Electric Company mau mākia ikehu kumu hō'ano hou 'ia.



Ke Au i mua o Kākou a Pau

I ka helu 'ana i ka nui malele MHH BASIC+, mana'o 'ia ke kanaha'i 'ana iho o kā ko Maui Kalana mau kaiaulu ho'omalele MHH he 16% wale nō ke kō iho ka MH 2050 ma ka papaha "Kāloa'a-Kūmaumau"—he holohu'a nō i ka pahuhopu o ke kanaha'i he 84% i loa'a ka 'ole malele MHH.

Aia nō a kanaha'i ka nui malele MHH a ka 'āpana 'oihana uila, e nui ana ka nui malele MHH a ka 'ōnaehana mokulele ka'ā palena ma ka huina nui o ko Maui Kalana mau malele MHH. Inā 'a'ole e kāohi 'ia ma o nā kulekele, wānana 'ia ko ka 'ōnaehana mokulele mau malele MHH nui 'ana a'e ma o nā makahiki a pau a kō ka MH 2050 e pa'i a pa'i me ka 'awelike o ka nui 'ana a'e o ka 'ōnaehana ho'okipa malihini.

Ke Omo a Ho'opa'a Kalapona 'ana a me ke Ahu Kalapona

Omo a ho'opa'a nō ko Maui Kalana mau 'āina i ke kalapona, a he waiwai nui ia ma ka ho'oponopono loli aniau. Ho'āhu ko Maui Kalana mau 'āina i 18% o ko ka Moku'āina 'o Hawai'i kalapona pili honua.¹

Ua hihia loa ko Maui Kalana mau 'āina me ka pōpilikia aniau. He mea nō ka ho'olālani 'ana i nā hanana ho'oponopono aniau, ho'omalūō 'āina, a ho'okūpaku 'āina e ho'ohana ai i nā mea omo a ho'opa'a kalapona kūloko no ka maika'i o kekahi mau

¹ Selmants, P.C., Giardina, C.P., Jacobi, J.D., and Zhu, Zhiliang, eds., 2017, Baseline and projected future carbon storage and carbon fluxes in ecosystems of Hawai'i: U.S. Geological Survey Professional Paper 1834, 134 p., <https://doi.org/10.3133/pp1834>.

papa hana he nui. He mea kēia ala e ho'okō mai ai i ka ho'oponopono pōpilikia aniau a e ho'onui ai i ka maika'i a me nā pilina o ko kākou mau kaiaola 'ōiwi, a 'o ka pono nui o nā kaiaola nō ka hopena.

He hiki nō i nā 'ano wao a pau ke omo a ho'opa'a i ke kalapona mai loko aku o ka lewa a e ho'āhu i ua kalapona lā ma loko o nā meaulu, pau pū nō me nā kaiaola kumu o Maui Kalana. No ke omo a ho'opa'a kalapona 'ana, 'oi aku ka pono o kekahi mau 'ano meaulu wao a me kekahi mau hana ho'okūpaku ma mua o kekahi.² Ua kālailai 'ia ko Maui Kalana mau wao i mea nō e ho'omaopopo iho ai i ka pono, ka pono 'ole paha, o ke ahu kalapona o ke au nei, a i mea ho'i e loa'a pono ai he mau ka'akālai a hanana paha e ho'onui auane'i i kēia ahu.

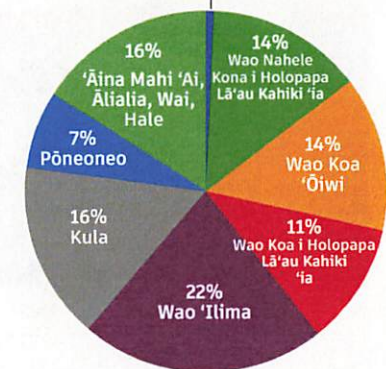
² Regenerative land practices including composting, mulching, biochar, natural Korean farming, and other beneficial land practices.

No ke kālailai ahu kalapona, ua wae 'ia ko Maui Kalana mau wao i 9 mau wae'anona: Wao nahele Kona 'ōiwi, wao nahele Kona i holopapa lā'au kahiki 'ia, wao koa 'ōiwi, wao koa i holopapa lā'au kahiki 'ia, mahi lā'au kahiki, wao 'ilima, kula, a me nā 'āina pōneoneo. Ua ho'okomo pū 'ia nā 'āina mahi 'ai ma ke kālailai 'ana kekahi, akā, aia nō he mau mea a'o e maka'ala ai.³

³ Ma muli o ka nele i ka 'ikepili pili wale ia Hawai'i, 'o nā koho mahu'i wale nō ka i loa'a ai no ke kalapona 'okanika o ka lepo o nā 'āina mahi 'ai. Ua koho 'ia nā helu mo'olako no ke ahu kalapona o ko Maui Kalana mau 'āina mahi 'ai, wao kele, wai, a hale mai nā 'ikepili i loa'a mai. Eia kā, 'a'ole nō ia he hō'ike le'a no ke ahu kalapona holo'oko'a o nā meakanu, he ho'āilona wale na'e ia o ke ahu kalapona o ka waihona kalapona 'okanika o ka lepo. I ke au e hiki mai ana, aia nō a loa'a mai nā 'ikepili kūloko hou aku a pili ho'i i nā lāhulu meaulu, a laila nō e kālailai hou 'ia ai me ka ho'okomo pū 'ia o nā ahu kalapona o nā meaulu o nā 'āina mahi 'ai, wao 'ōiwi, wai, hale, a ālialia.

Ka Ili Wae'anona Meaulu Wao o Maui Kalana

>0.5% Wao Nahele Kona 'ōiwi



Ke Au i mua o Kākou a Pau

Ua ulu nui 'ia nā wao ma'ukele i nā lāhulu lā'au 'ōiwi e la'a ke koa, ka 'ōhi'a, a me ka 'ōlapa. Ua pō'ino nō na'e kēia mau wao nahele 'ōiwi i ka holopapa 'ia e nā lāhulu kahiki e la'a ka maikonía, ka mau'u "pampas," a me nā holoholona mai'ao 'ōhuka a 'āhiu.

'O ka holopapa i nā lāhulu kahiki he mea ho'opō'ino nui i ka pono o nā 'āina kumu wai a me kekahi mau wao 'ē a'e ma o Maui Kalana.

E like nō me ke komo hewa o nā lāhulu kahiki, ua ho'ololi loa 'ia ko kākou mau 'āina e ka 'oi'enehana mahi 'ai haole.

Ma muli nō o ka ho'okahua 'ia 'ana o nā mahina 'ai, 'o ka hapanui o nā mea i mahi 'ia nō ka hala kahiki a me ke kō ma o ke kenekulia i ka'a aku nei. Eia nō na'e, ua pau loa ka mahi nui 'ia 'ana o ka hala kahiki a me ke kō ma o kēlā pānahulu makahiki iho nei, a ua waiho wale 'ia ka lepo haumia e pono ana i ka ho'oponopono kūpono 'ia 'ana.¹

No ka nui o ko Maui Kalana mau 'ano 'āina a wao, aia nō he 'ano huina laha 'ole o nā 'ano wao, 'āina mahi 'ai, a kaiaola pili kai laha 'ole.

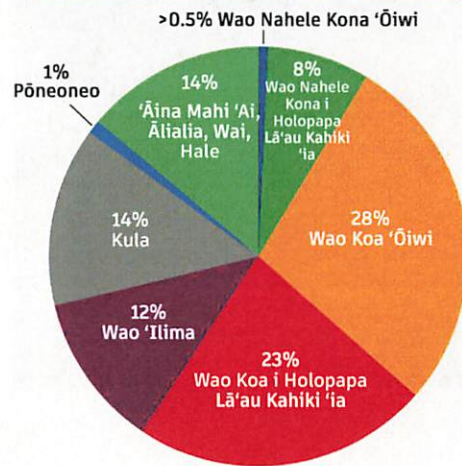
¹ E ho'omaopopo iho no ka nui o nā 'āina hānai pipi i komo pū ma ko Hawai'i mau 'āina mahi 'ai. No kekahi 'ikepili keu no nā hopena mai nā pipi mai ma ko Maui Kalana matele, e nānā i ka māhele "Agriculture, Land Use, and Natural Resources" ('ao'ao 162) o kēia palapala.

Omo a ho'opa'a nā 'ano wao a pau i ke kalapona ma nā meaulu a me ka lepo, i kapa 'ia nō he ahu kalapona. He 'oko'a na'e ka nui o ka hiki o kēlā a me kēia 'ano wao ke omo a ho'opa'a i ke kalapona.

No ko Hawai'i Moku'āina mau 'āina, aia he 18% iā Maui Kalana, a ua ho'āhu 'ia he 18% o ka nui o ko Hawai'i kalapona i nā 'āina o Maui Kalana.

Hō'ike ke ki'ikuhi o lalo iho nei i ka huina nui o ke ahu kalapona ("metric tons [MT]" o ke kalapona) i ho'āhu 'ia e kēlā a me kēia 'ano wao ma Maui Kalana. Aia nō ka hapanui o ke kalapona i ho'āhu 'ia ma nā wao ma'ukele i ulu nui 'ia i nā lāhulu lā'au 'ōiwi, a ma muli iho ho'i nā wao ma'ukele i holopapa lā'au kahiki 'ia.

Ho'āhu Kalapona (Kalapona MT) o nā 'Ano Wao Pākahi



Aia nō i nā wao nahele, a me nā wao me nā ulu lā'au kahiki, he 60% o ke ahu kalapona ma Maui Kalana. He mea nui nō ka ho'okūpaku 'ana i nā wao nahele no ka pūlama a ho'onui 'ana i ko Maui Kalana mau ahu kalapona ma ia mua aku.

I maopopo, 'a'ole 'o ke kalapona wale nō ke ana ho'ohālike no ke koho 'ana i ke ala kūpono 'oi loa no ka ho'omalū 'āina 'ana. I la'ana, 'oi'ai he ho'āhu nui nā ulu lā'au kahiki i ke kalapona, he pono nō ke kālailai 'ia nā hopena kūpono 'ole, a me nā hopena maika'i paha, o ka ho'ololi 'ana i nā wao 'ōiwi i holopapa 'ole 'ia.

A pēlā pū me nā wao nahele Kona 'ōiwi. E ho'onui 'ia ka hiki ke ho'āhu kalapona ke ho'ololi 'ia aku ke 'ano o nā lā'au ma nā wao nahele Kona 'ōiwi (ma waho o nā wahi i namauahi ai nā meaulu), akā e ho'ololi pū 'ia paha nā kaianoho nui o nā lāhulu 'ōiwi Hawai'i he nui.

He mea pono loa nō ke ka'akālai ho'omalū 'āina no'eau 'ana no ka ho'omau 'ana i ke omo a ho'opa'a kalapona 'ana o ko Maui Kalana mau wao, a no ka ho'oiikaika 'ana i ko Maui Kalana mākaukau no nā hopena loli aniau 'oi'ai ho'i e ho'omalū ana i ka nui laulā o nā 'ano meaola 'ōiwi a me nā piliina mēheuheu me nā kaiaola 'ōiwi.


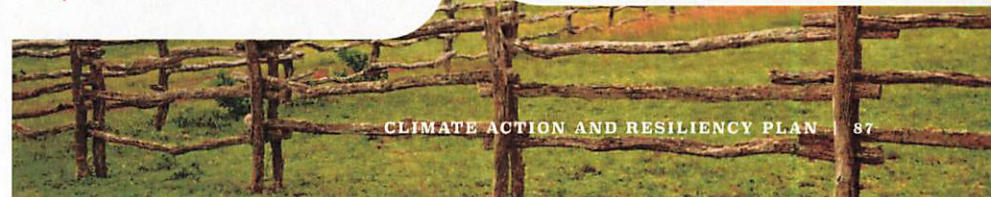


Photo credit: irovia.com/photography



Ke Au i mua o Kākou a Pau

Ka Ho'okūpa'a Kaiaulu i ke Au Loli Aniau

Mākia nō ka māhele “Resiliency Action” o ke CARP i ka ho'okūpa'a 'ana i ke kaiaulu no ka hō'ano hou 'ana iho no nā hopena o ka loli aniau o ke au nei a me ia mua aku.

He mea nui ko'iko'i nō ka ho'okūpa'a kaiaulu 'ana no Maui Kalana ma muli nō o kona 'ano he ka'awale loa, a me nā hopena lua 'ole mai ka loli aniau mai a no kona 'ano he huina mokupuni. He mau mea ko Maui Kalana mau hi'ona 'āina kapakai e pā wale ai kona mau kaiaulu, kumu waiwai (pau pū me nā meaulu a me nā holoholona), a me ka haka kahua 'ōnaehana kaiaulu i nā hopena loli aniau. No ke ka'awale a mamao loa o kekahi o ko kākou mau kaiaulu, no laita i nui a'e ai ko lākou pā wale i nā mea e la'a ka hiki 'ole ke loa'a mai nā pono kākomo a me ka lawelawe aupuni.

Ma ka ho'omōhala 'ia 'ana o ke CARP, ua mālama 'ia he mau hālāwai kūkākūkā no ka lehulehu ma o Maui Kalana i mea ho'i e 'ike pono 'ia ai nā 'ano pā wale, nā ka'akālai, a me nā hana no ka ho'okanaha'i 'ana i nā hopena ho'opō'ino aniau o ke kaiaulu a me ke kaiapuni. Ua ho'okele 'ia he mau hālāwai ho'omākia ma nā kaiaulu i 'oi aku ko lākou ka'awale a mamao e la'a 'o ko Maui Hikina, ko Moloka'i, a me ko Lāna'i.

Ua ho'omōhala 'ia he mau ka'akālai ho'okūpa'a kaiaulu ma kekahi haka ho'olālā o 3 kūkulu no ka ho'okūpa'a kaiaulu 'ana ma muli o ka loli aniau: 'o ka palekana kanaka, ka palekana haka kahua 'ōnaehana kaiaulu, a me ka palekana o ko kākou mau 'ōnaehana kūlohelohē. Me kēia mau kūkulu, he hiki nō i ke aupuni kūloko, nā hui kaiaulu, nā 'oihana, a me nā maka'āinana ke koho pono i nā koho e kākō'o pono ana i ke kūpa'a o ko kākou mau kaiaulu i ke au e hiki mai ana.

Ma muli o kēia mau kūkulu, ua kapa'i 'ia he 22 mau ka'akālai me 83 mau hana kākō'o a ke Kalana 'o Maui a me kona mau pakanā kaiaulu e ku'upau ai i ka ho'okō no ka ho'oikaika 'ana i ke kūpa'a kaiaulu kūloko no ka loli aniau.

'Oiai ua 'oko'a nō nā hana ho'oponopono aniau (e la'a ka ho'oponopono malele MHH) a me nā ka'akālai a hana ho'okūpa'a kaiaulu (e la'a ka hō'ano hou no ke aniau), ua pili loa na'e nā mea 'elua. He mau mea nā ka'akālai a me nā hana i wehewehe 'ia ma nā māhele o ke CARP e hō'ike ai i kekahi ala e ho'opalekana ai i ko kākou mau kākō'o, haka kahua 'ōnaehana kaiaulu, a 'ōnaehana kūlohelohē ma o nā hanauna e puka mai ana.

Kuleana

'Onipa'a nō ke Kalana 'o Maui i kona lilo 'ana he kaiaulu alaka'i ma ka paio loli aniau. No ka nui 'ino o kēia pōpilikia aniau, e pono wale nō i ka ho'ololi 'ōnaehana a me ka hō'ano hou pinepine a kūmaumau. Me kēia mau ka'akālai a hanana kūloko, ho'okomo pū nō ke Kalana 'o Maui i ka ho'omōhala 'ana i mau kulekele a kānāwai ho'oponopono no nā aupuni moku'āina, pekelala, a kau'āina kekahi.

I kō pono ka holomua, ua 'ae nō ke Kalana 'o Maui e ho'okō i:

- **Mau hō'ike kūmau no kā Maui Kalana mau malele MHH** a e noke nō i ko kākou ho'okō 'ana i ka loa'a mai o nā pahuhopu ho'okanaha'i kalapona.
- **Ka hō'ano hou kūmau i ko ke Kalana 'o Maui “ClimATE Hub”** (<https://www.resilientmauinui.org/>) i akāka le'a ai nā hana i ho'omaka 'ia, e holo ana, a i 'ole i ho'okō 'ia, a no ka hō'ike 'ana i ko kākou kaiaulu no nā hanana hou kekahi.
- **Ka hō'ano hou i ke CARP** i nā makahiki 'elima a pau. Ma nā 'ano hou o ke CARP o ke au o mua aku, e loa'a nō ke kōkua a ho'olālā kiko'i no nā kaiaulu hou aku e pono ana i nā ka'akālai ho'oponopono aniau kiko'i, e la'a 'o Kaho'olawe.
- **Ka ho'okō 'ana i nā ka'akālai a me nā hanana** i wehewehe 'ia ma ke CARP i mea e alaka'i ai i nā hana ho'okumu kānāwai, ho'okele aupuni, a māhele aupuni o ke Kalana 'o Maui.
- **Ka noke mau i ka 'imi 'ana** i nā hui i komo 'ē 'ole paha ma ke kūkākūkā pili aniau, a i ka ho'omau 'ana e kākō'o a e launa pū me nā hui leo iki, me nā alaka'i a po'o nō na'e, ma nā pō'ai ikehu, aniau, ho'okūpa'a, ho'okaulike, a kaiapuni.





INTRODUCTION

WHILE THE COUNTY OF MAUI

spearheaded the development of the CARP, the plan was shaped, first and foremost, by the collective voices of our community.

Each of Maui County's islands and communities have unique landscapes, diverse cultures and traditions, and rich natural resources that serve as the foundation of community discussion. In this way, the CARP was co-created by all stakeholders involved in its development.

Over 1,000 perspectives were shared through surveys, interviews, talk story sessions, focus groups, and advisory committees. Among those voices, were Native Hawaiian cultural practitioners who, on a number of occasions, emphasized the importance of the "intangible spirit" that, through connection to 'āina and kuleana, requires us to cultivate and manage mana (energy/authority) and maintain pilina (connection and relationship) to address climate change.

Introduction

THE CARP PROVIDES a clear and practical set of strategies and actions that have been developed alongside the community, CARPAC, and Resiliency Hui which aim to reduce our communities' climate change contributions and build local resilience to climate impacts.

As part of the development of the CARP, the following guiding principles are intended to serve as a foundation for all identified strategies and actions.

The CARP is driven by the following Guiding Principles:

1. Protect, restore, and sustainably manage our natural environment for current and future generations.
2. Reduce local GHG emissions to achieve net negative carbon.
3. Optimize resiliency within local communities.
4. Cultivate local cultural practices rooted in ecological knowledge and values.
5. Advance social equity and community inclusion.
6. Grow a thriving local circular economy.
7. Sustainably address current and future infrastructure needs.
8. Commit to both institutional and individual action, and local implementation of climate resiliency strategies and actions.

Moving Towards Net Negative Commitments

The County of Maui is committed to meeting our aggressive emissions reduction goals. Although these commitments and goals may be difficult to achieve, the stakes have never been higher.

Current and future generations' quality of life and the health of our 'āina depend on achieving these ambitious targets.

Our collective future must be a shared responsibility between residents, community nonprofit organizations, government, and businesses.

Together, we must ensure that by reducing our negative impacts and increasing our individual and community resiliency, we ensure a just and equitable future for all Maui County residents.

GREENHOUSE GAS EMISSIONS

The County of Maui has committed to reducing local GHG emissions to achieve net negative carbon by 2045.

Guided by data from 2 community-wide GHG emissions inventories and extensive community input from residents and local experts, the County of Maui prioritized 19 climate mitigation strategies and 61 supporting actions.

A comprehensive analysis of these strategies and actions found that implementing them will result in a 76% reduction in community-wide GHG emissions by 2050.

The County of Maui also established 22 resilience strategies and 83 supporting actions to prepare and build resilience against potential climate threats.

Introduction

Leading with Climate Equity

What is Climate Equity?

Within the CARP, climate equity means ensuring a just distribution of climate protection efforts, alleviating unequal burdens caused by climate change, and balancing access to critical resources.

WHEN DISCUSSING CLIMATE EQUITY, it is important to highlight the difference between equity and equality. Where equality allocates each group or person the same resources or opportunities, equity considers the background and circumstances of each individual or group to allocate the resources and opportunities necessary to reach an equal outcome.

Within the CARP, the ultimate desired outcome is the implementation of sustainable and equitable practices and systems throughout Maui County.

Attaining this outcome will require effort and collaboration across various community groups. *Climate equity* acknowledges that specific communities are more vulnerable to the effects of climate change, including rural, remote, coastal, and indigenous populations.

The groups most vulnerable to climate change often contribute the least to global warming. By incorporating climate equity measures, the County of Maui can ensure that future policies and practices do not disproportionately impact or disadvantage vulnerable and historically underserved communities.

Prioritizing climate equity creates room for diverse perspectives and the voices of historically underserved populations.

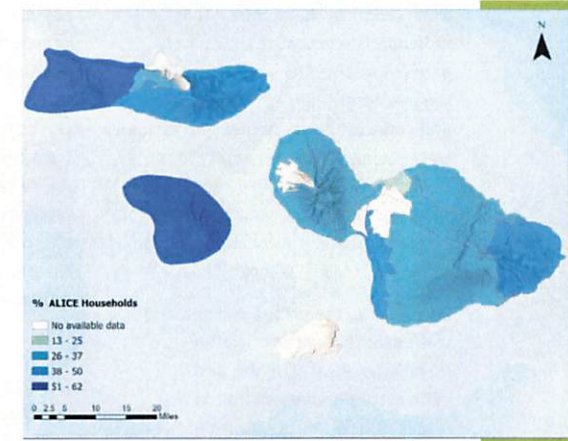
This benefits Maui County by providing leaders and community members with a deeper understanding and knowledge of the individual climate impacts experienced by local residents. As a result, unforeseen problems can be addressed and creative solutions can be identified for all Maui County residents.

ALICE Communities

The State of Hawai'i conducted 2 **Asset Limited, Income Constrained, Employed (ALICE) Reports** in 2017 and 2020 to identify areas where the cost of living has proved unsustainable for working people. These reports specifically look at households with high enough earnings to surpass the Federal Poverty Line (FPL), but not high enough to afford a basic household budget that includes adequate housing, child care, food, transportation, and health care.

This map shows the percentage of Maui County's population that fell under the ALICE threshold in 2017. **In Hawai'i, 42% of resident households fall below the ALICE threshold—a household income of \$75,000 or less.**¹ This rate is higher in Moloka'i and Lāna'i, with 45% and 62% of households falling under the ALICE threshold, respectively.²

Maui United Way and Aloha United Way are in the process of updating ALICE maps and addressing data gaps as new data becomes available. An ALICE report specific to Maui County is currently being developed to further identify the most vulnerable populations to climate change impacts.



¹ This threshold is consistent for all counties except for Kalawao County, which encompasses Kalaupapa on Moloka'i where it is only \$25,000. Data gaps can be seen in the districts of Lahaina, Kalaupapa, and Wailuku resulting from missing data. More targeted and refined data is needed in order to develop a more accurate and robust analysis of ALICE households within Maui County.

² Aloha United Way, Alice in Hawai'i: A Financial Hardship Study (2020), unitedforalice.org/attachments/allreports/2020ALICEREPORT_HI.pdf

Introduction

How is the County of Maui Prioritizing Climate Equity?

Effective and equitable climate policies are accomplished by actively listening to local communities, thereby co-creating a just and equitable climate future for all.

In response, the County of Maui is committed to:

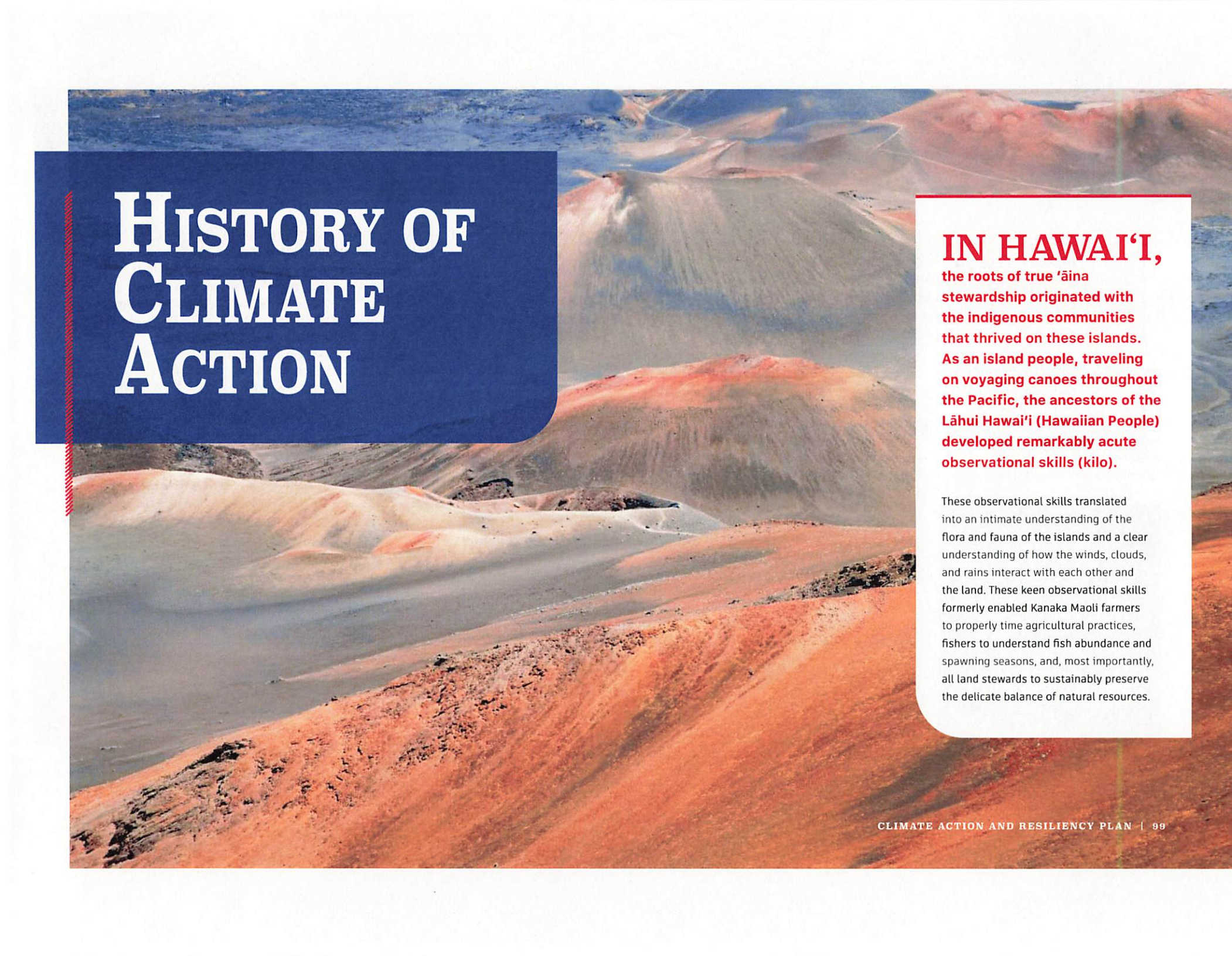
- **Supporting policies and practices that recognize the unique needs of individual communities**, culturally and geographically, and working to remove access barriers to resources and services. All strategies and actions were reviewed with an equity lens to ensure they are helping to create systemic and institutional changes to promote greater equity and inclusion throughout Maui County.
- **Recognizing inequities and seeking to elevate the voices of Native Hawaiians, local families, and vulnerable populations** to ensure representation throughout the implementation of the CARP.
- **Increasing our knowledge, understanding, and recognition of Maui County's rich cultural history**, learning from the past to inform our future, and building partnerships that reflect all voices of our community in the implementation and future updates of the CARP.

To ensure community voices were engaged and heard across Maui County, CCRS held individual talk story sessions in several of our more remote communities (i.e. East Maui, Lāna'i, and Moloka'i).

Our purpose was to gain insight directly from residents on climate change impacts. These sessions included identifying unique vulnerabilities, gathering location-based and historical knowledge of each community, and discussing climate strategies and actions to ensure long-term resiliency.

The findings from these sessions are included throughout the CARP and discussed in more detail in the [Community Call Out section](#) (pg. 78). The authors of this plan recognize that there are other remote communities within Maui County that should also be consulted in future updates to the CARP (e.g. Kahakuloa, Honokōhau, Honokowai, Kanaio, etc.).





HISTORY OF CLIMATE ACTION

IN HAWAI‘I,
the roots of true ‘āina
stewardship originated with
the indigenous communities
that thrived on these islands.
As an island people, traveling
on voyaging canoes throughout
the Pacific, the ancestors of the
Lāhui Hawai‘i (Hawaiian People)
developed remarkably acute
observational skills (kilo).

These observational skills translated into an intimate understanding of the flora and fauna of the islands and a clear understanding of how the winds, clouds, and rains interact with each other and the land. These keen observational skills formerly enabled Kanaka Maoli farmers to properly time agricultural practices, fishers to understand fish abundance and spawning seasons, and, most importantly, all land stewards to sustainably preserve the delicate balance of natural resources.



History of 'Āina and Environmental Stewardship

THE DEVELOPMENT OF THE MOKU-AHUPUA'A system, first on the Ewa plain of O'ahu, and soon afterward on Maui Island under the leadership of the father-son ali'i of Ka'ulahea and Kaka'alaneo of Lahaina, is perhaps the best evidence of how observational skills evolved into practices which promoted sustainable 'āina stewardship from mauka to makai.

Recent archaeological and paleoenvironmental studies have confirmed and validated the efficacy of the moku-ahupua'a system by demonstrating a rebound in resource abundance and ecosystem health in the generations following the development of this system.

An essential factor to look at when developing a blueprint for a sustainable future lies deep in the past. The indigenous host culture of this land holds ancient wisdom to long-term survivability of the ecosystems that sustain life for all species including humans. Unfortunately, the economic driven systems that have evolved since colonization have conflicted with and altered the natural systems.

- Maui County Resident

Additionally, important cultural and subsistence practices, such as the development of extensive wetland lo'i kalo (taro patches) and loko i'a (fishponds), contributed to the sustainability, productivity, and ecological health of the 'āina. For example, lo'i kalo, in addition to their remarkable productivity, are known to attenuate sediment that might otherwise discharge into the ocean and damage nearshore reefs.

Similarly, fishponds often act as sediment traps (particularly the type known as loko i'a kalo, in which both fish and taro are raised) and act as a barrier to sediment discharge into the ocean.

The practices which collectively promoted and fostered environmental stewardship are both numerous and varied by place.

The social, economic, and political transformations of the 19th and 20th centuries witnessed constraints in the

ability of Kānaka Maoli to use these traditional practices to care for these lands. The pre-existing balance of natural systems was forever altered due to the introduction of the plantation industry and ungulates, resulting in water diversions, drastic landscape changes, and a dramatic decline in taro production and fishpond use (many of which were buried under the eroded sediment).

The introduced ungulates quickly reproduced and contributed to severe erosion and loss of native plant ecosystems. Erosion, resulting in sedimentation on nearshore reefs, also dramatically reduced the abundance of fish, shells, and limu (seaweed), an important resource many families relied upon.

The Hawaiian renaissance in the early 1970s witnessed a resurgence of interest in restoring and reinvigorating cultural practices which had been passed down through generations, with known benefits to ecological health.

The Hawaiian renaissance encouraged both direct political action—such as the occupation of Kaho'olawe by the Protect Kaho'olawe 'Ōhana to stop the bombing and desecration of this sacred island—and the struggle to return water to Maui County's streams. **The Hawaiian renaissance has also witnessed the restoration of traditional agricultural practices, such as taro farming and the rebuilding of fishponds, although much work remains to be done.**



Reliance on the knowledge of traditional Hawaiian practices provides a path forward that current generations can emulate in order to promote sound environmental stewardship and work towards a more sustainable, equitable, and resilient future.

State and County Action

Hawai'i and the County of Maui have ambitious plans to tackle climate change built upon years of work, commitments, and declarations.

1998

First State of Hawai'i Climate Change Action Plan.¹

¹ See: <https://planning.hawaii.gov/wp-content/uploads/2016/06/HawaiiActionPlan1998.pdf>

2008

State adopted the Hawai'i Clean Energy Initiative to get to 70% clean energy by 2030.

2012

State's climate change adaptation priority guidelines codified in the Hawai'i State Planning Act, as HRS 226-109.

2017

Became first state in the nation to commit to the Paris Agreement, through Act 32, Session Laws of Hawai'i.

2021

Became first state in the nation to declare a climate emergency through Act Senate Concurrent Resolution 44. Updated the Hawai'i 2050 Sustainability Plan.

2005

First Hawai'i 2050 Sustainability Plan.

2011

State's sustainability priority guidelines codified in the Hawai'i State Planning Act, as HRS 226-108.

2014

Hawai'i Green Growth launched the Hawai'i 2050 Sustainability Plan and Aloha+ Challenge with support from the governor.

State of Hawai'i increased its commitment to the Hawai'i Clean Energy Initiative goal to reach 100% renewable electricity by 2045 and signed it into law, which includes reducing annual statewide GHG emissions to 1990 levels.

Senate Concurrent Resolution 69 passed to establish Aloha+Challenge goals, inspired by the Hawai'i 2050 Sustainability Plan.

2018

Hawai'i becomes the first state in the country to commit by law to a zero-emission and carbon-neutral economy by 2045.

History of Climate Action

Snapshot of Commitments

Aloha+ Challenge

The Aloha+ Challenge is a statewide framework that aims to create He Nohona 'Ae'ōia, a culture of sustainability across the State of Hawai'i.

Hawai'i Green Growth Local2030 Hub

The Hawai'i Green Growth Local 2030 Hub aims to advance "locally and culturally appropriate" sustainability solutions, with emphasis on local implementation of the United Nations Sustainable Development Goals (UN SDGs).

ICLEI's Race to Zero

ICLEI's Race to Zero commits the County of Maui to reach zero GHG emissions by 2050 (at the latest).

Maui County Sea Level Rise Proclamation

The Maui County Sea Level Rise Proclamation acknowledges the threat of sea level rise through climate change and directs planning efforts and all County of Maui departments to consider it in their programs and planning regulations.¹

¹ For more information see: <https://www.mauicounty.gov/DocumentCenter/View/133253/Frequently-Asked-Questions---updated-04222022>



Environment America's Mayors for Solar Energy

The County of Maui Mayor committed to supporting efforts to advance solar energy in local communities, states, and the nation.

Paris Climate Agreement

The State of Hawai'i and the County of Maui have made commitments to meet the Paris Climate Agreement goal to keep global temperature rise this century well below 3.6° F (2° C).

Renewable Ground Transportation Commitment

The County of Maui is committed to transitioning all public and private ground transportation in Maui County to 100% clean transportation by 2045 and to transition county fleet vehicles to 100% clean transportation by 2035.²

We Are Still In

With this commitment, the County of Maui pledges to continue to support the goals of the Paris Climate Agreement and work towards GHG emissions reductions equal to or greater than the U.S. goal under the Paris Climate Agreement.

² For more information see: <https://maui.gov.com/2017/12/13/hawaii-mayors-pledge-100-renewable-ground-transportation-by-2045/>

Crosswalking

The County of Maui made sure to utilize, review, and connect the best available science and existing planning initiatives through a thorough crosswalking analysis.

By considering existing planning documents, resources, and academic studies, we can: use consistent community goals and objectives in coordinating strategies, actions, and policies; gain a more robust assessment of climate change vulnerabilities, remediation solutions, and resilience strategies; incorporate cross-sector buy-in; expand a list of diverse representatives working on various planning efforts for continued collaboration and knowledge transfer; cross reference, integrate, and add to strategies that exist in multiple plans; and provide consistency for future planning efforts and legislation. In addition to referencing existing plans and resources, equity considerations were reviewed at every stage of the CARP's development and integrated throughout the plan.

The plans listed in the [Appendix](#) (pg. 253) were referenced and considered throughout the development of the CARP. For a complete list of crosswalked plans, please see that section.



OUR COLLECTIVE VOICES

TO UNDERSTAND ITS MOST PRESSING CHALLENGES,

the County of Maui worked with diverse communities through an in-depth public engagement process. These collective voices are woven into the fabric of the CARP and shape the plan's goals, pillars, strategies, and actions.

Our Collective Voices

CARP Stakeholder Engagement

Working together as a community is paramount for Maui County to combat and adjust to climate change.

The history of 'āina and environmental stewardship in Maui County illustrates how sustainability and resiliency have been an integral part of the culture long before the concept of "climate action." As Maui County's islands, communities, and 'ohana experience the effects and challenges of climate change, the county has and will continue to advocate for the community's most urgent needs at the governmental and local levels.

To achieve this goal, the County of Maui ensured that community stakeholders were

engaged and involved in the development of the CARP from the beginning. Engagement began at the end of 2021 and was conducted through October 2022.

“
Nothing motivates community more than grassroots involvement. If the people define the problem and identify resources to solve it, they will work hard to get the project done.

- Maui County Resident

CARP Engagement Partners

The CARP pursued many avenues of community engagement during the development process. The CARP incorporated feedback from residents through our ClimATE hub, social media, vulnerability workshops, forums, polls and surveys, and Native Hawaiian and cultural reviews.

The development of the CARP also relied heavily on invested community engagement partners, members, and experts. Please see the [Acknowledgments section](#) (pg. 261) for a detailed list of partners and contributors.

ENGAGEMENT NUMBERS

at a glance

70+
COMMUNITY ADVISORS

20 CARPAC MEMBERS representing a diverse cross-section of our community

50+ RESILIENCY HUI MEMBERS participating across 11 County of Maui Departments

21
COMMUNITY ADVISOR WORKSHOPS

11 CARPAC WORKSHOPS

10 RESILIENCY HUI WORKSHOPS

20 VIRTUAL COMMUNITY FORUMS & MEETINGS identifying climate vulnerabilities and resilience strategies

31+ SITE VISITS across Maui County with 100+ community members engaged to assess climate vulnerabilities and related cultural impacts

800+ TOTAL RESPONDENTS TO 5 COMMUNITY SURVEYS



Our Collective Voices

Community Call Outs

Maui County is the only county in the State of Hawai'i that includes three inhabited islands (Maui, Moloka'i, and Lāna'i), and a fourth uninhabited island (Kaho'olawe).

While there are established population centers located in West, Central, South, and Upcountry Maui, many remote, more sparsely populated communities exist throughout the county. These include communities located within rugged East Maui as well as communities located on Moloka'i and Lāna'i.

As part of the development of the CARP, the County of Maui conducted targeted outreach within these three regions. There are a number of additional remote

communities located across Maui County (such as Kahakuloa, Honokōhau, Honokowai, Kanaio, and others) that were not able to receive targeted outreach in the development of the CARP due to a lack of time and necessary resources. These communities will be consulted for future updates of the CARP.

The islands of Moloka'i and Lāna'i experience climate change issues that are unique to their respective communities and geographies.

South Maui is currently updating its South Maui Community Plan, consisting of areas from Manawainui Gulch in the northwest to the boundary between Kanaio and Auwahi ahupua'a on Maui's south shore. The South Maui Community Plan spans across portions of four traditional moku: Wailuku, Kula, Honua'ula, and Lahaina. However, it does not include areas of Maui Island considered to be a part of Upcountry Maui.

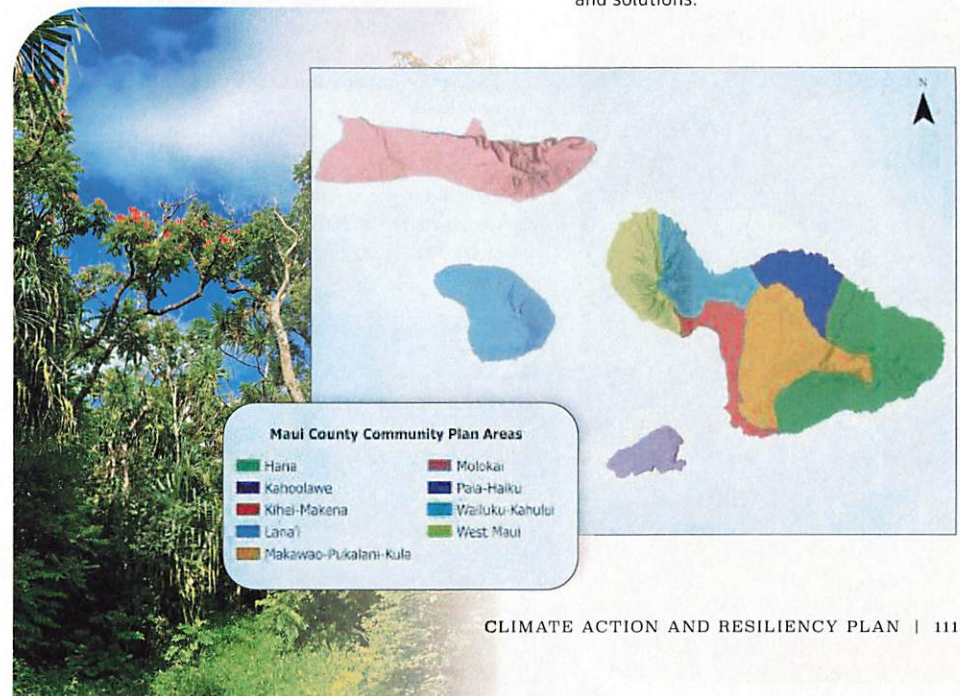

West Maui's updated community plan covers a majority of the traditional moku of Lahaina and Kā'anapali. Its common boundary with the Wailuku Judicial District begins at the southern shore of West Maui

about 3/4 of a mile west of Papawai Point, then continues along the ridgeline in a northerly direction to 'Eke Crater and due north along Pō'elua Gulch to the northern shoreline of West Maui.

The CARP has been crosswalked with the updates to the West Maui and South Maui community plans and allows for additional focus on remote areas of Maui County, some of which have not yet completed extensive updated planning efforts.

Residents of remote areas, including the individual islands of Moloka'i and Lāna'i, face access challenges, including difficult, expensive, or time-consuming travel and unreliable communication systems.

Because of these unique characteristics, the County of Maui held targeted community engagement sessions with several more remote areas of Maui County to identify place-specific considerations related to climate vulnerabilities, resiliency actions, and solutions.



Our Collective Voices

The communities of Moloka'i, Lāna'i, and East Maui have four specific challenging areas that need to be uniquely addressed within the context of their local communities and our changing climate:

- Increased need for sustainable, affordable housing.
- Increased need for healthcare services and medical professionals.
- Increased issues related to invasive ungulates and invasive species causing severe erosion, runoff, threats to native biodiversity, and additional problems.
- Increased vulnerabilities to supply chain interruptions due to additional remoteness.

Several of the unique climate-related vulnerabilities and community-driven strategies for Moloka'i, Lāna'i, and East Maui are discussed in the following pages.

Moloka'i

Moloka'i's population of 7,345 residents have managed to sustain a culture that does not primarily rely on tourism to sustain its economy. Climate change directly affects this more traditional way of life on Moloka'i.

There are stark examples of climate change vulnerabilities across the island. While there is a lush, mountainous region to the northeast, much of Moloka'i's landscape is parched because of a century of overgrazing, deforestation, drought, loss of native plants, and stream diversions for contemporary agricultural practices.

Lower elevations in west and south Moloka'i are extremely dry. Increasing heat and drought creates a high fire risk and more demand for air conditioning, creating financial stress on households.

The feral ungulate population on Moloka'i expedites erosion and landslide potential, degrades farming and ranching viability, and damages the surrounding reef and associated coastal resources.

In addition, the fostering of active communication and collaboration with

RESIDENT-RECOMMEND COMMUNITY ACTIONS:

- Removing dead trees coupled with reforestation, regenerative agriculture, and planting shade trees in community areas
- Using native plants in landscaping and ground covers
- Changing building codes that support water catchment and greywater capture and reuse
- Providing community education on topics such as passive and desert water harvesting strategies

large landowners is needed to strengthen community relationships and to establish land access agreements that allow for adequate fire prevention and feral ungulate population control.

Our Collective Voices

Climate change impacts are already hampering food security and negatively impacting traditional food gathering practices such as limu harvesting, fishing, and growing taro.

Local Moloka'i residents recommend laws and policies that support the following:

- Restoration and responsible management of ancient/traditional food infrastructure by ahupua'a
- Restoration of stream flow
- Increased local food production by supporting local farmers
- Agricultural workforce development and youth programs
- Improving the local food distribution system

Storms and flooding events along Moloka'i's south coast are already causing bridge and road closures and damage, limiting access and connectivity for the community. Increased passive flooding due to sea level rise is a severe threat to south shore roads, structures, the harbor port for barge shipments, and other critical infrastructure.

The loss of major employers and continued climate impacts has contributed to an economic gap on the island.

Sust'āinable Molokai, a nonprofit organization, is working to restore 'āina momona (abundance) to the land and people of the island, shaping growth that aligns with their cultural values.

Sust'āinable Molokai is currently developing the Moloka'i Community Energy Resilience Action Plan, which is an independent, island-wide, community-led and expert-informed collaborative planning process to increase renewable energy on Moloka'i.

Simultaneously, they are developing the Moloka'i Climate Change and Sea Level Adaptation and Resiliency Plan, a community-led plan for Moloka'i's future. They are also working to rebuild their local food system through a Food Sovereignty Program, which seeks to develop economic opportunities for its producers while fostering its residents' health.



THE COMMUNITY IDENTIFIED THE NEED FOR:

- Future strategic relocation of its main town and population center Kaunakakai to a safer inland location at a higher elevation, secure from the impacts of sea level rise, king tides, coastal erosion, tsunamis, and other climate change impacts
- More secure and improved methods of importing goods and supplies to the island
- Relocation of sewage treatment facilities
- Solutions to address existing cesspools
- Development and implementation of additional water pollution and erosion control measures to trap silt and capture or redirect stormwater

Our Collective Voices

Lānaʻi

Lānaʻi, with a population of 3,315 residents is unique amongst the islands of Hawaiʻi as it is 98% privately owned by Larry Ellison, founder and chairman of software giant Oracle.

The economy is supported by two Four Seasons resort hotels, a golf course, and the rental of luxury homes on the resort's property.

Residents feel a high level of water insecurity due to Lānaʻi being the driest inhabited island in the county, sitting in the rain shadow of Maui and the Big Island. Development, overgrazing, and loss of native plants have impacted the water supply, and coastal areas and reefs are being affected by erosion and larger storms. Lānaʻi's two harbors and coastal roads on the south and west facing shores are particularly vulnerable to sea level rise.

Lānaʻi community members suggest revisiting a desalination system, applying current technology, capturing water upslope, using native aʻaliʻi shrubs and vetiver grass for erosion control, exploring fog drip capture, planning for wastewater treatment and reuse during plant



expansion, investing in a more resilient and efficient water system, activating regenerative agroforestry in high-risk soils, and using fencing to keep feral ungulates out of the upper watershed.

There is a strong desire to increase resiliency by taking care of Lānaʻi's aging population and increasing community food production.

A community partner, Pūlama Lānaʻi, was created by Ellison, "to manage, preserve and protect our precious land and natural resources." Pūlama Lānaʻi focus areas include agricultural programs, resource management, conservation, hydroponic gardening, and freshwater system development. **A separate proposed solar project will also provide 95% of the island's energy needs and is sited to be on Pūlama Lānaʻi land.**

East Maui

Rural East Maui contains about 18 enclaves, including the larger settlements of Huelo, Keʻanae, Nāhiku, Hāna, Kīpahulu, and Kaupō. The 40 mile journey to the largest town of Hana (pop. 1,584) winds through 620 curves and 59 mostly one-lane bridges.

Flooding events often close roads and bridges, limiting access in and out of these communities. Inland, slopes rise dramatically up the east side of Haleakala volcano. Residents are concerned about ungulates and other invasive species taking over forests and watersheds, impacting biodiversity and degrading water quality. Beyond Hāna, the highway narrows even further, including some one-lane cliffside corners, rough unpaved stretches, and gullies prone to washouts.

Erosion and landslides affect the entire region's infrastructure, impact water supplies, and choke reefs.

Residents suggest managing resources with traditional knowledge; expanding shoreline and nearshore management plans; and providing expanded environmental education for children, college students,

farmers, and landscapers.

The Hāna region attracts up to 7,000 visitors daily, causing substantial disruptions to residents' daily lives. Residents emphasize they do not have the infrastructure to accommodate this influx of people, especially in an emergency. Internet and cell service throughout East Maui are poor. Expansion of the communications network, supplemented by ham radios, is needed, as well as increased digital literacy. Residents suggested each East Maui community should have a Certified Emergency Response Team (CERT) leader.

Hotter temperatures are starting to negatively affect crops and increase the demand for air conditioning, adding financial stress on households and businesses.

This fertile region is capable of ample food production, and a distribution network could significantly improve resiliency by supplying more prominent island outlets and a certified commercial kitchen. Subsistence gathering and fishing are strained. Restoration of Hamoa fishponds was emphasized, along with community stream clean ups and reestablishing beneficial limu.



TOWARDS NET NEGATIVE CARBON

CLIMATE ACTION

is interconnected with every sector. From health and well-being, culture, economics, and equity, the principles of sustainability cascade into every aspect of our community.

Therefore, alignment with the County of Maui's pledges and the culture, history, and values of the community guided the formation of the climate strategies and actions. As noted in the CARP Guiding Principles, the County of Maui is committed to eliminating GHG emissions and achieving net negative carbon.

Towards Net Negative Carbon

NET NEGATIVE CARBON occurs when more CO₂ is removed from the atmosphere through carbon sequestration than the community emits. To achieve this, we must continue to reduce GHG emissions through climate strategies and actions, while also supporting regenerative practices that sequester carbon and increase our carbon stock.

In the [History of Climate Action](#) section (pg. 67) of this plan, we discussed the powerful building blocks that created the foundation of our work. However, there is still substantial work to be done.

Worsening climate impacts paired with rising natural resource demand from Maui County's growing resident and visitor population pose significant regional challenges.

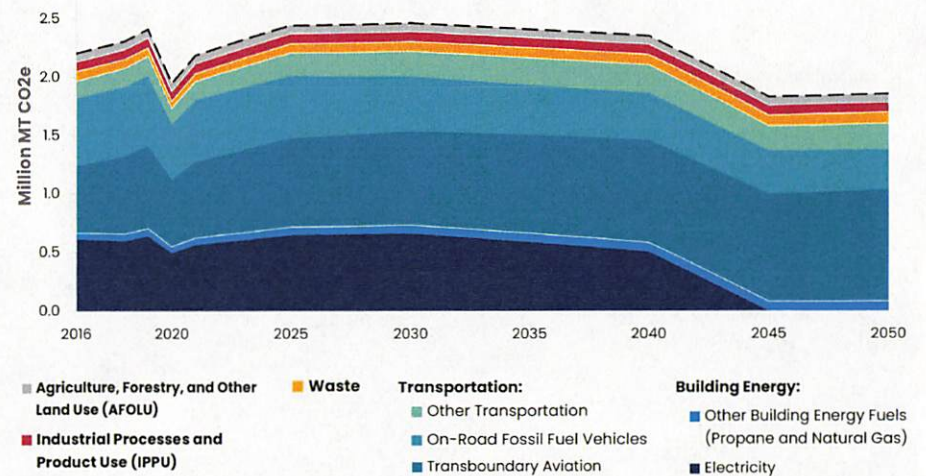
CCRS completed a "Business-as-Usual" projection of Maui County's BASIC+ GHG emissions through 2050 using 2016 as the baseline year, integrating the HCEI commitment of 100% renewable electricity by 2045, and building out an EV network

(the County of Maui expects 30% of all vehicles to be electric by 2050). A "Business-as-Usual" projection models future GHG emissions if the County of Maui did not take any further action to reduce GHG emissions.

When accounting for BASIC+ GHG emissions, and in a "Business-as-Usual" scenario, Maui County's GHG emissions are expected to decrease by only 16% by 2050—missing the goal of an 84% decrease to reach net zero GHG emissions.

Significant action is needed by all residents and visitors to reduce the large gap between net zero and projected GHG emissions.

BASIC+ Business-as-Usual Emissions Projection by Source



Towards Net Negative Carbon

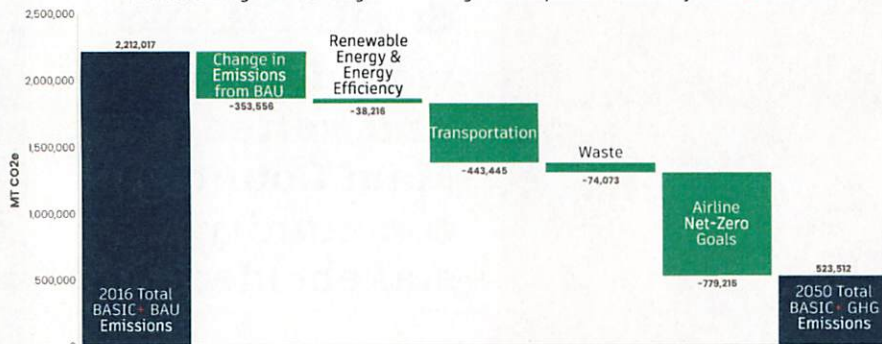
Overview of Action

In a “Business-as-Usual” scenario, Maui County’s BASIC+ GHG emissions would decrease by 16% by 2050 compared to the 2016 baseline. With the strategies and actions identified, BASIC+ GHG emissions are expected to decrease by 76% by 2050. GHG emissions in 2050 are expected to be 523,512 mt CO₂e if all strategies and actions are implemented, and major airlines meet their goals of net-zero by 2050.



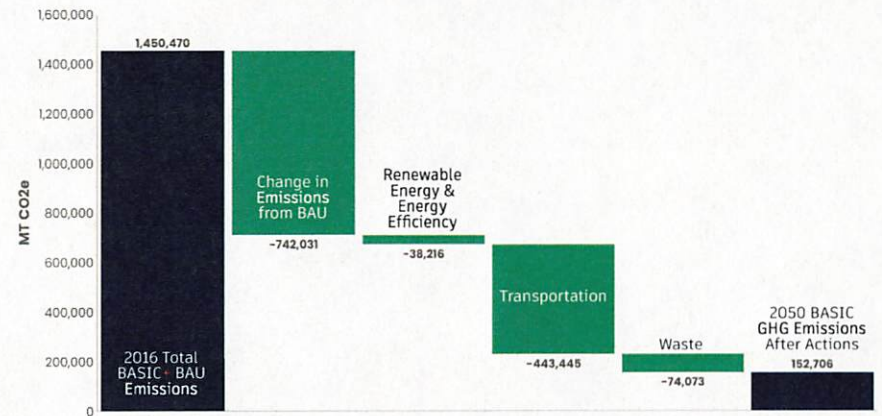
2050 BASIC+ GHG Emission Totals

These are the expected BASIC+ emission totals in 2050 if all identified actions were to be implemented. Airlines reaching their net-zero goals have the greatest impact on Maui County BASIC+ emissions.



2050 BASIC GHG Emission Totals

These are the expected BASIC emission totals in 2050 if all identified actions that impact BASIC emission sources were to be implemented.



Maui County’s BASIC GHG emissions (BASIC emissions do not include transboundary aviation, industrial process and product use, and other minor sources) would decrease by 48% in a “Business-as-Usual” scenario by 2050 compared to the 2016 baseline. This decrease is driven by the exclusion of airline GHG emissions and renewable energy generation capacity

expected to be added to the grid. With the actions identified, BASIC GHG emissions are expected to decrease by 89% by 2050 from the 2016 baseline. Actions to reduce some BASIC+ GHG emissions, such as airline GHG emissions, are limited. **The County of Maui has greater control over BASIC sources and can make significant progress in reducing GHG emissions from these sources.**



MITIGATION STRATEGIES & ACTIONS

THE FOLLOWING STRATEGIES & ACTIONS

were *identified
and vetted* by
Maui County
community
stakeholders.

Mitigation Strategies & Actions

HOW TO READ THESE PAGES

The mitigation strategies and actions of the CARP are organized by sector within the following section.

Please note that many strategies and actions identified throughout the CARP are already underway through current County of Maui initiatives, community nonprofits, and public and private entities. Including initiatives in the CARP that are already underway is intended to highlight and account for their climate action and resiliency contributions, as well as to emphasize the need for these strategies and actions to continue to be supported and prioritized.

Key Partners

Key implementation partners are the community groups, nonprofit organizations, governmental departments and agencies, and other stakeholders whose input, leadership, and partnership will be critical for the successful implementation of the proposed strategies and actions.

Prioritization of Action

Based on input from community members and subject matter experts, the actions are ranked as **LOW**, **MEDIUM**, and **HIGH** priority.

STRATEGY 1

Achieve net zero emissions for County of Maui operations by 2045 or sooner.

KEY PARTNERS: County of Maui, Energy Services Companies (ESCOs), Hawaiian Electric Company, Hawai'i Energy

ACTION 1 HIGH PRIORITY

Pursue aggressive energy efficiency measures and maximize onsite renewable power generation and clean energy storage at County of Maui-owned sites, including County of Maui-owned rooftops, parking lots, and other previously developed lands.

Aloha+ Challenge **UN SDGs**

LOW Equity Impacts
HIGH GHG Reduction Potential
MEDIUM Level of Difficulty

Timeframe: Short-term, Ongoing

Estimated Cost
\$\$\$

CLIMATE ACTION AND RESILIENCY PLAN | 103

Alignment with Aloha+ Challenge and UN SDGs

The Aloha+ Challenge is a statewide commitment to achieve the State of Hawai'i's sustainability goals. It is a locally-driven framework that also supports the implementation of the United Nations Sustainable Development Goals. See symbols on the following page.

Equity Impacts

Climate change will disproportionately impact underserved and marginalized groups and amplify existing economic and social inequality. A key focus for the mitigation and resiliency strategies and actions that make up the core of the CARP is to protect community members who are the most vulnerable to climate change.

GHG Reduction Potential

This refers to the degree to which the action will reduce heat-trapping gases in the atmosphere. **LOW** is defined as actions that have a less than 1% reduction in GHG emissions. **MEDIUM** is between 1 to 3%. **HIGH** is over 3%.

Expected Level of Difficulty of Implementation

The implementation difficulty is a reflection of the time, resources, people, and community buy-in that will be required to successfully implement the action.

Timeframe for Implementation

Provides a general estimate of the timeline for implementing the action. This also identifies whether the action is a one-time action or an ongoing action.

Estimated Cost of Implementation

This refers to the estimated budget and funding required to implement the action. More precise budgets for the actions within the CARP will need to be developed as they move closer to implementation. **\$** indicates low cost, **\$\$** indicates medium cost, and **\$\$\$** indicates high cost.

Mitigation Strategies & Actions

SYMBOLS SUMMARY



The Aloha+ Challenge is a statewide public-private commitment to achieve Hawaii's social, economic, and environmental goals by 2030. VISIT: <https://alohachallenge.hawaii.gov>

CLEAN ENERGY TRANSFORMATION	SMART SUSTAINABLE COMMUNITIES	GREEN WORKFORCE & EDUCATION	NATURAL RESOURCE MANAGEMENT	LOCAL FOOD PRODUCTION & CONSUMPTION	SOLID WASTE REDUCTION



The Sustainable Development Goals are a universal call to action to end poverty, protect the planet, and improve the lives and prospects of everyone, everywhere. The 17 Goals were adopted by all United Nations Member States in 2015 as part of the 2030 Agenda for Sustainable Development.

VISIT: <https://www.un.org/sustainabledevelopment/development-agenda/>

NO POVERTY	ZERO HUNGER	GOOD HEALTH & WELL-BEING	QUALITY EDUCATION	GENDER EQUALITY	CLEAN WATER & SANITATION
AFFORDABLE & CLEAN ENERGY	DECENT WORK & ECONOMIC GROWTH	INDUSTRY, INNOVATION, & INFRASTRUCTURE	REDUCED INEQUALITIES	SUSTAINABLE CITIES & COMMUNITIES	RESPONSIBLE CONSUMPTION & PRODUCTION
CLIMATE ACTION	LIFE BELOW WATER	LIFE ON LAND	PEACE, JUSTICE, & STRONG INSTITUTIONS	PARTNERSHIPS FOR THE GOALS	

Municipal

The County of Maui government will play an integral role in the success of the CARP.

As Maui County experiences the effects and challenges of climate change, CCRS is working to advocate for the community's most urgent concerns.

Of the total GHG emissions produced in Maui County, county operations account for 8% of BASIC GHG emissions and 5% of BASIC+ GHG emissions. The following strategies and actions directly impact Maui County's fleet, buildings, landfills, and staff, and have been identified for completion to better achieve our sustainability goals.

Landfill management through landfill gas flaring, waste diversion, and the utilization of landfill gas are all opportunities to reduce GHG emissions.

GHG emissions from landfills owned and operated by the County of Maui make up 53% of the County of Maui's total organizational GHG emissions.

It is important to note that the waste generated by actual County of Maui operations, not including residential or commercial waste, only accounts for less than 1/2 of a percent of overall community wide GHG emissions.



Mitigation Strategies & Actions

Municipal

STRATEGY 1

Establish a permanent County of Maui Office of Climate Change, Resiliency, and Sustainability (CCRS) to further enhance climate action and resiliency throughout Maui County.

KEY PARTNERS: County of Maui

ACTION 1 HIGH PRIORITY

Officially establish CCRS as a County of Maui Department or as a division within an existing county department (such as Department of Management) by dedicating funds annually to adequately staff the Office of CCRS and provide a meaningful operating budget to advance the county's climate action, resiliency, and sustainability goals. At a minimum, establish Chief Resiliency Officer and Deputy Resiliency Officer positions, while also maintaining the existing Energy Commissioner, Environmental Coordinator, Green Building and Resilient Housing Specialist, and Grants and Contracts Specialist positions. Ensure that the officially-established Office of CCRS coordinates and facilitates climate and resiliency actions across all County of Maui Departments and serves as a climate action and resiliency liaison between Office of the Mayor, County Council, and the community at large.

Aloha+ Challenge	UN SDGs
HIGH	Equity Impacts
HIGH	GHG Reduction Potential
LOW	Level of Difficulty

Timeframe: Short-term, Ongoing

Estimated Cost
\$\$\$

ACTION 2 HIGH PRIORITY

Update the County of Maui's CARP at least once every 5 years and report regularly on progress of implementing its strategies and actions. Enforce that the CARP is a living document by reviewing, updating, and publicly reporting on progress to ensure that the County of Maui is meeting our carbon reduction and resiliency commitments and targets.

Aloha+ Challenge	UN SDGs
HIGH	Equity Impacts
MEDIUM	GHG Reduction Potential
LOW	Level of Difficulty

Timeframe: Medium-term, Ongoing

Estimated Cost
\$\$\$\$

ACTION 3 HIGH PRIORITY

Secure funding to hire a Mobility and Clean Transportation Specialist within the Office of CCRS to leverage opportunities to increase micromobility services and clean transportation adoption across Maui County.

Aloha+ Challenge	UN SDGs
HIGH	Equity Impacts
MEDIUM	GHG Reduction Potential
LOW	Level of Difficulty

Timeframe: Short-term, Ongoing

Estimated Cost
\$\$\$\$

Mitigation Strategies & Actions

Municipal

ACTION 4 HIGH PRIORITY

Secure funding to hire an Equity Specialist within the Office of CCRS who will develop an equity decision-making framework for the County of Maui to improve how the implementation of climate and resiliency actions will benefit, engage, and empower communities, especially for those underserved, difficult to reach, and vulnerable community members.

Aloha+ Challenge  UN SDGs 

HIGH Equity Impacts
 LOW GHG Reduction Potential
 LOW Level of Difficulty

Timeframe: Short-term, Ongoing

Estimated Cost
 \$\$\$



STRATEGY 2

Achieve net zero emissions for County of Maui operations by 2045 or sooner.

KEY PARTNERS: County of Maui, Energy Services Companies (ESCOs), Hawaiian Electric Company, Hawai'i Energy

ACTION 1 HIGH PRIORITY

Pursue aggressive energy efficiency measures and maximize onsite renewable power generation and clean energy storage at County of Maui-owned sites, including County of Maui-owned rooftops, parking lots, and other previously developed lands.

Aloha+ Challenge  UN SDGs 

LOW Equity Impacts
HIGH GHG Reduction Potential
MEDIUM Level of Difficulty

Timeframe: Short-term, Ongoing

Estimated Cost
 \$\$\$

Mitigation Strategies & Actions

Municipal

ACTION 2 HIGH PRIORITY

Continue to increase County of Maui participation in grid services programs for county operations, such as energy demand response programs. Identify flexible sources of energy demand and leverage these to integrate intermittent sources of renewable energy. By engaging in meaningful demand response programs and encouraging pricing structures that incentivize such engagement, the County of Maui's energy usage can contribute to providing grid services that support overall decarbonization and stability of the county's electrical grid.

Aloha+ Challenge UN SDGs



MEDIUM Equity Impacts
MEDIUM GHG Reduction Potential
MEDIUM Level of Difficulty

Timeframe: Short-term, Ongoing

Estimated Cost

\$\$\$

ACTION 3 HIGH PRIORITY

Continue the CCRS Grants Program and Climate Adaptation/Mitigation CCRS budget line item to ensure funding for climate action and resiliency programs.

Aloha+ Challenge UN SDGs



MEDIUM Equity Impacts
 LOW GHG Reduction Potential
 LOW Level of Difficulty

Timeframe: Short-term, Ongoing

Estimated Cost

\$\$\$

ACTION 4 MEDIUM PRIORITY

Adopt policy for all new construction undertaken by the County of Maui to achieve a minimum of LEED silver certification or an equivalent green building certification.

Aloha+ Challenge UN SDGs



LOW Equity Impacts
MEDIUM GHG Reduction Potential
MEDIUM Level of Difficulty

Timeframe: Medium-term, Ongoing

Estimated Cost

\$\$\$

ACTION 5 MEDIUM PRIORITY

Establish a tracking system for buildings owned and/or operated by the County of Maui. Collect the annual energy data of buildings. Track, benchmark, and report the data using tools such as ENERGY STAR Portfolio Manager, Arc Skoru, or a locally-developed and recognized tool to help with data organization for ongoing performance reporting.

Aloha+ Challenge UN SDGs



LOW Equity Impacts
 LOW GHG Reduction Potential
MEDIUM Level of Difficulty

Timeframe: Medium-term, Ongoing

Estimated Cost

\$\$\$

Mitigation Strategies & Actions

Municipal

ACTION 6 MEDIUM PRIORITY

Pursue LEED for Cities and Communities Certification for County of Maui facilities.

Aloha+ Challenge



UN SDGs



MEDIUM Equity Impacts
MEDIUM GHG Reduction Potential
MEDIUM Level of Difficulty

Timeframe: Medium-term, Ongoing

Estimated Cost

\$\$\$

STRATEGY 3

Develop a clean fuel fleet plan for the County of Maui and increase the county's fleet of Clean Fuel Vehicles to achieve a 100% renewable-powered fleet by 2035.

KEY PARTNERS: County of Maui

ACTION 1 HIGH PRIORITY

Continue to replace all existing internal combustion engine (ICE) vehicles in the County of Maui's mass transit fleet with Clean Fuel Vehicles, including EVs, biofuel vehicles, and hydrogen vehicles.

Aloha+ Challenge



UN SDGs



MEDIUM Equity Impacts
MEDIUM GHG Reduction Potential
MEDIUM Level of Difficulty

Timeframe: Short-term, Ongoing

Estimated Cost

\$\$\$\$

ACTION 2 HIGH PRIORITY

Develop and adopt an electric bus purchasing policy for the County of Maui's bus fleet to reach 100% renewable-powered vehicles by 2035.

Aloha+ Challenge



UN SDGs



HIGH Equity Impacts
MEDIUM GHG Reduction Potential
MEDIUM Level of Difficulty

Timeframe: Medium-term

Estimated Cost

\$\$\$\$

Mitigation Strategies & Actions

Municipal

ACTION 3 LOW PRIORITY

Develop charging protocols for EVs and electric buses in the County of Maui fleet to facilitate integration of intermittent renewable energy, helping to smooth the intermittency of renewable energy sources like wind and solar PV. Utilize programs such as time of use, onsite DC PV-powered EV charging, battery energy storage, and vehicle-to-grid in order to achieve this.

Aloha+ Challenge	UN SDGs
LOW	Equity Impacts
LOW	GHG Reduction Potential
LOW	Level of Difficulty
Timeframe: Medium-term	
Estimated Cost	
\$\$\$\$	

STRATEGY 4

Support enhanced green waste diversion at the landfill by funding and building infrastructure for a countywide commercial composting facility.

KEY PARTNERS: County of Maui, State of Hawai'i Department of Health

ACTION 1 HIGH PRIORITY

Secure additional funding to support design, construction, and permitting of a state-of-the-art large-scale composting facility in Maui County.

Aloha+ Challenge	UN SDGs
LOW	Equity Impacts
MEDIUM	GHG Reduction Potential
MEDIUM	Level of Difficulty
Timeframe: Short-term, Ongoing	
Estimated Cost	
\$\$\$\$	

Mitigation Strategies & Actions

Municipal



STRATEGY 5

Find ways to reduce greenhouse gas emissions produced by County of Maui-owned and operated landfills.

KEY PARTNERS: County of Maui, State of Hawai'i Department of Health

ACTION 1 HIGH PRIORITY

Capture and flare landfill gas at landfills where no capture or flaring is already occurring. Partner with each landfill that does not currently capture methane, with a priority towards capture and use whenever feasible. Support each landfill in acquiring the infrastructure to either install a methane-to-energy or gas-to-fuel collection system or flare methane (if that is the only viable alternative). Note that the County of Maui is currently working to create a Landfill Gas Utilization Project at the Central Maui Landfill.

Aloha+ Challenge  **UN SDGs** 

LOW Equity Impacts
HIGH GHG Reduction Potential
 LOW Level of Difficulty

Timeframe: Short-term

Estimated Cost
 \$\$\$

ACTION 2 MEDIUM PRIORITY

Pursue low carbon-emitting solid and liquid waste-to-energy (WTE) technologies. Support the Department of Environmental Management (DEM) in exploring and pursuing clean WTE technologies, such as Pyrolysis, Dendro Liquid Energy, and Hydrothermal Carbonization as a solid and liquid WTE strategy.

Aloha+ Challenge  **UN SDGs** 



LOW Equity Impacts
MEDIUM GHG Reduction Potential
HIGH Level of Difficulty

Timeframe: Medium-term

Estimated Cost
 \$\$\$

ACTION 3 MEDIUM PRIORITY

Capture and track waste-related GHG emissions data for DEM programs. Establish a mandate that requires the collection, analysis, reporting, and monitoring of GHG emissions associated with solid waste operations across Maui County.

Aloha+ Challenge  **UN SDGs** 

LOW Equity Impacts
 LOW GHG Reduction Potential
 LOW Level of Difficulty

Timeframe: Medium-term

Estimated Cost
 \$\$\$

Mitigation Strategies & Actions

Municipal

STRATEGY 6

Reduce waste at County of Maui owned facilities and public areas.

KEY PARTNERS: County of Maui, State of Hawai'i Department of Health

ACTION 1 MEDIUM PRIORITY

Establish a Sustainable (Low GHG) Procurement Policy for the County of Maui. A sustainable procurement policy will reduce Maui County's waste as well as upstream GHG emissions associated with production of imported goods and materials. This will serve as a starting point for considering carbon pollution reduction as a factor in all County of Maui decision-making.

Aloha+ Challenge



UN SDGs



HIGH Equity Impacts
LOW GHG Reduction Potential
MEDIUM Level of Difficulty

Timeframe: Short-term

Estimated Cost

\$\$\$

ACTION 2 MEDIUM PRIORITY

Expand the location of public drinking water fountains and retrofit existing public drinking fountains to include devices capable of refilling reusable water flasks, cups, and containers with clean filtered water. Require all new water fountains to be designed to enable easy bottle filling.

Aloha+ Challenge



UN SDGs




HIGH Equity Impacts
LOW GHG Reduction Potential
LOW Level of Difficulty

Timeframe: Short-term

Estimated Cost

\$\$\$



Mitigation Strategies & Actions

Building Energy

Building energy sector GHG emissions are created by the electricity, natural gas, and propane used to power Maui County's households and businesses. In 2019, this sector made up 29% of the community BASIC+ GHG emissions. At 90%, electricity usage made up the greatest source of GHG emissions for this sector. Commercial electricity usage accounted for 66% of GHG emissions, while residential electricity use made up 34%.

“Living on an island and being dependent on a single energy source is not a good plan. Efficient cooling systems are going to be a necessity in the near future.”

- Maui County Resident

With current efforts underway by the County of Maui, the State of Hawai'i, Hawaiian Electric Company, and other community partners, electricity is expected to be 100% renewable and locally produced by 2045.

As a result, GHG emissions from the building energy sector are projected to decrease by 88% by 2045 (based on a 2016 baseline), despite a rise in population and tourism. Propane and natural gas used for space heating, water heating, and cooking account for the remaining building energy emissions.

Energy equity is also a critical element of the CARP. This equity focus will ensure that underserved LMI households—those least able to access and benefit from clean energy technologies and services—are able to take part in our clean energy economy.



100% RENEWABLE ENERGY
by 2045 based on a 2016 baseline

30% INCREASE IN ENERGY EFFICIENCY
by 2045 based on a 2016 baseline

The County of Maui's policies to expand renewable energy, decarbonize the electricity sector, and increase energy efficiency will play a major role in the state's ability to achieve this ambitious target. These strategies and actions will reduce consumption and ensure all residents benefit from new clean energy technologies in the built environment. The success of these strategies and actions will significantly impact the long-term resiliency of Maui County.

In 2021, 50% of electricity consumed in Maui County was produced from renewable sources.¹ However, building energy in Maui County is still dependent on imported fossil fuels for electricity production and for space cooling and water heating. 2.9 million barrels of petroleum, fuel oil, or diesel were imported for electricity production for Maui County in 2021.²

Dependency on fossil fuel imports puts Maui County's energy sector at risk of impacts from price fluctuations, natural disasters, infrastructure (rail lines and highways in the US), supply chain disruptions (e.g. ocean shipping disruptions), and terrorist attacks.

1 Hawaiian Electric 2021 Renewable Portfolio Standard Status Report https://www.hawaiianelectric.com/documents/clean_energy_hawaii/rps_report_2021.pdf

2 Hawaii's Electricity Industry: 2020-2021 Analysis and Recent Trends https://files.hawaii.gov/dbedt/economic/data_reports/reports-studies/ElectricityTrendsReport2022.pdf

Mitigation Strategies & Actions

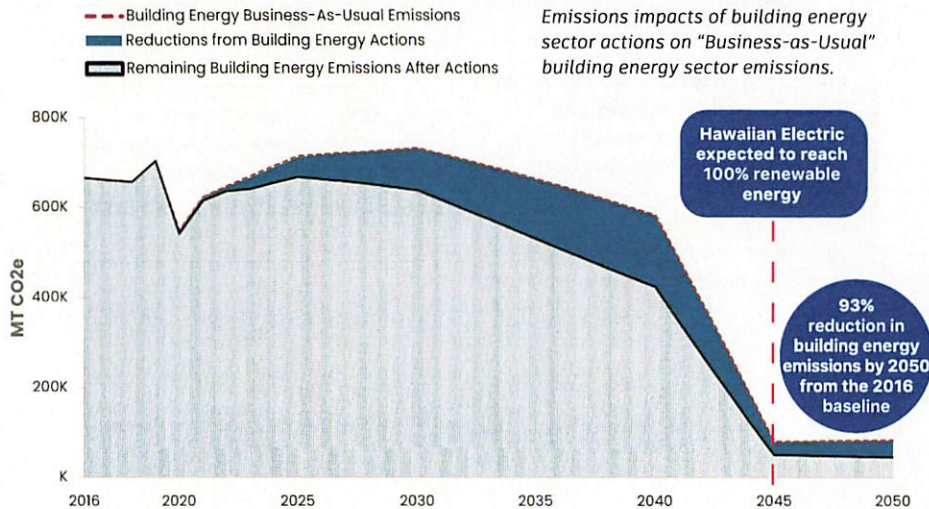
Building Energy

Based on the 2016 baseline, we expect that these strategies and actions will further reduce building energy sector GHG emissions by 6% by 2050, for a total expected reduction in GHG emissions of 93%.

By 2050, actions targeted towards building electrification and high efficiency cooling technologies provide the greatest GHG emissions reductions in the building

energy sector. As Maui County's electric grid increases the amount of renewable energy production, replacing natural gas or propane equipment with electric equipment is a powerful strategy for reducing building energy GHG emissions. With a 100% renewable electricity grid, electrification results in a complete reduction of equipment emissions as no emissions from electricity production are produced.

Projected Emissions Reductions from Building Energy Sector Actions



5.6% ELECTRICITY LOST
 IN TRANSMISSION AND DISTRIBUTION
(the process of moving from the power plant to consumer)

AVERAGE ANNUAL ELECTRICITY USE PER RESIDENCE

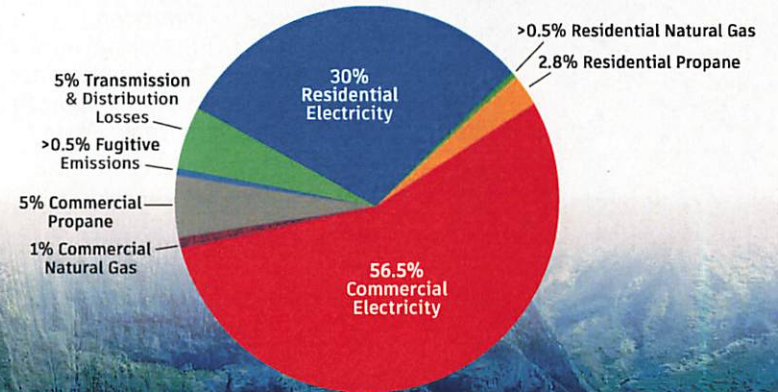
5,574 kWh Lānaʻi
6,513 kWh Maui Island
3,942 kWh Molokaʻi

Source: Maui County Data Book, "Energy and Science," Section 7 (2020), 133.
<https://sbdic.dev.hyperspective.com/wp-content/uploads/2021/10/2020-Chapter07.pdf>

40.8% RENEWABLE ENERGY
 ELECTRIC GRID

Source: Hawaiian Electric https://www.hawaiianelectric.com/documents/about_us/news/2021/20210215_hawaiian_electric_exceeds_RPS_target.pdf

Stationary Emissions Details (mt CO₂e)



Mitigation Strategies & Actions

Building Energy

INCREASING RESIDENTIAL SOLAR ACCESS

52% RANKED THIS ACTION AS MOST IMPORTANT OF RESPONDENTS

Increasing residential solar photovoltaic (PV) and solar hot water access for low- to moderate-income (LMI) households was ranked as *the most important building energy action* for the community by respondents to a community survey.

79% of respondents ranked this action within their top 3 most important building energy actions.



STATEGY 1

Increase residential solar photovoltaic (PV) and solar hot water access for all Maui County residents. Ensure that low- to moderate-income (LMI) households are able to access and pay for solar PV, battery energy storage, and solar hot water systems through partnerships, outreach, and dedicated funding.

KEY PARTNERS: *County of Maui, Public Utilities Commission, Hawaiian Electric Company, Hawai'i Energy, Hawai'i State Energy Office (HSEO), local community nonprofit organizations, Renewable Energy Developers*

ACTION 1 HIGH PRIORITY



Launch a Solarize Maui County program with community-based organizations and leaders to increase residential solar access by leveraging a strategy of community bulk-purchasing to reduce costs and address outreach barriers.

Aloha+ Challenge	UN SDGs
	
HIGH	Equity Impacts
MEDIUM	GHG Reduction Potential
LOW	Level of Difficulty
Timeframe: Short-term, Ongoing	

Estimated Cost
\$\$\$\$

ACTION 2 HIGH PRIORITY

Improve the process and reduce the time it takes to permit distributed solar PV systems (including distributed battery technologies). Actively involve local communities in the renewable energy permitting process to ensure that the planning process is guided by shared community benefits and equity-enhancing measures.

Aloha+ Challenge	UN SDGs
	
LOW	Equity Impacts
MEDIUM	GHG Reduction Potential
LOW	Level of Difficulty
Timeframe: Short-term	

Estimated Cost
\$\$\$\$



Mitigation Strategies & Actions

Building Energy

ACTION 3 HIGH PRIORITY

Promote the development of and participation in community-based renewable energy (CBRE) programs, especially in underserved communities. Actively participate in CBRE projects, including siting CBRE projects on County of Maui-owned land, as appropriate.

Aloha+ Challenge UN SDGs

HIGH Equity Impacts
MEDIUM GHG Reduction Potential
MEDIUM Level of Difficulty

Timeframe: Short-term, Ongoing

Estimated Cost
 \$\$\$

ACTION 4 MEDIUM PRIORITY

Enact policy requiring PV readiness for all new construction—residential or commercial—including roof space, equipment space, and conduit to the roof.

Aloha+ Challenge UN SDGs

MEDIUM Equity Impacts
MEDIUM GHG Reduction Potential
MEDIUM Level of Difficulty

Timeframe: Medium-term

Estimated Cost
 \$\$\$

ACTION 5 HIGH PRIORITY

Enact policy requiring PV on all new construction of multi-family dwellings and single-family affordable housing projects.

Aloha+ Challenge UN SDGs

HIGH Equity Impacts
MEDIUM GHG Reduction Potential
MEDIUM Level of Difficulty

Timeframe: Medium-term

Estimated Cost
 \$\$\$

ACTION 6 MEDIUM PRIORITY

Enact policy to allow all HOAs and AOA owners or groups of owners to pursue renewable energy projects that are allowable under existing County of Maui permitting rules.

Aloha+ Challenge UN SDGs

MEDIUM Equity Impacts
MEDIUM GHG Reduction Potential
MEDIUM Level of Difficulty

Timeframe: Medium-term

Estimated Cost
 \$\$\$

Mitigation Strategies & Actions

Building Energy

STRATEGY 2

Expand renewable energy planning and expedite permitting.

KEY PARTNERS: County of Maui, Public Utilities Commission, Hawaiian Electric Company, Hawai'i State Energy Office, Renewable Energy Developers

ACTION 1 HIGH PRIORITY

Streamline permitting for utility-scale renewable energy projects and battery energy storage systems.

Aloha+ Challenge  UN SDGs 

MEDIUM Equity Impacts
MEDIUM GHG Reduction Potential
 LOW Level of Difficulty

Timeframe: Short-term

Estimated Cost

\$\$\$

ACTION 2 HIGH PRIORITY

Support funding for new County of Maui positions in the Planning Department and Department of Public Works to streamline permitting for utility-scale renewable energy projects.

Aloha+ Challenge   UN SDGs  

MEDIUM Equity Impacts
 LOW GHG Reduction Potential
 LOW Level of Difficulty

Timeframe: Short-term

Estimated Cost

\$\$\$



STRATEGY 3

Reduce energy demand by increasing energy efficiency and continue to support energy efficiency programs, policies, and incentives.

KEY PARTNERS: County of Maui, Public Utilities Commission, Hawaiian Electric Company, Hawai'i Energy, Hawai'i State Energy Office, local community nonprofits and organizations

ACTION 1 HIGH PRIORITY

Increase funding and partner with community organizations to provide additional incentives for energy efficiency programs, with a focus on offering incentives and conducting outreach to LMI households. Provide incentives in addition to what is already provided by existing programs (e.g. Hawai'i Energy) for energy efficiency improvements.

Aloha+ Challenge  UN SDGs 

HIGH Equity Impacts
HIGH GHG Reduction Potential
MEDIUM Level of Difficulty

Timeframe: Short-term, Ongoing

Estimated Cost

\$\$\$



Mitigation Strategies & Actions

Building Energy

ACTION 2 MEDIUM PRIORITY

Incentivize building electrification and high-efficiency cooling technologies (e.g. air source heat pumps, solar hot water heaters, heat pump water heaters, and seawater air conditioning).

Aloha+ Challenge UN SDGs



HIGH Equity Impacts
MEDIUM GHG Reduction Potential
MEDIUM Level of Difficulty

Timeframe: Short to Medium-term, Ongoing

Estimated Cost

\$\$\$

STRATEGY 4

Proactively adopt and enforce the latest International Energy Conservation Code (IECC) to the highest national and state standards.

KEY PARTNERS: County of Maui, Public Utilities Commission, Hawaiian Electric Company, Hawai'i Energy, Hawai'i State Energy Office, local community nonprofits and organizations, State of Hawai'i Building Code Council, Maui EV Alliance, Drive Electric Hawai'i

ACTION 1 HIGH PRIORITY

Update building codes to the most recent code within one year of release. Ensure adequate funding is provided to implementing departments for staff training.

Aloha+ Challenge UN SDGs



MEDIUM Equity Impacts
HIGH GHG Reduction Potential
MEDIUM Level of Difficulty

Timeframe: Short-term, Ongoing

Estimated Cost

\$\$\$

Mitigation Strategies & Actions

Building Energy

ACTION 2 HIGH PRIORITY

Actively enforce building codes to ensure compliance through educational materials, easy-to-follow procedures, and County of Maui staff support. Ensure adequate funding is provided to implementing departments for necessary staffing.

Aloha+ Challenge UN SDGs



MEDIUM Equity Impacts
MEDIUM GHG Reduction Potential
MEDIUM Level of Difficulty

Timeframe: Short-term, Ongoing

Estimated Cost

\$\$\$

ACTION 4 HIGH PRIORITY

Adopt IECC strengthening amendments that require EV charging such as EV-capable, EV-ready, or EV-installed at residential and commercial buildings.

Aloha+ Challenge UN SDGs



MEDIUM Equity Impacts
LOW GHG Reduction Potential
MEDIUM Level of Difficulty

Timeframe: Short-term

Estimated Cost

\$\$\$

ACTION 3 HIGH PRIORITY

Adopt a commercial requirement to complement existing PV- and EV-Ready measures in the current code to reduce costs for future rooftop solar and EV adoption.

Aloha+ Challenge UN SDGs



MEDIUM Equity Impacts
LOW GHG Reduction Potential
MEDIUM Level of Difficulty

Timeframe: Short-term

Estimated Cost

\$\$\$

ACTION 5 HIGH PRIORITY

Adopt a voluntary energy stretch code that incentivizes increased commercial and multi-family building energy performance.

Aloha+ Challenge UN SDGs



LOW Equity Impacts
MEDIUM GHG Reduction Potential
LOW Level of Difficulty

Timeframe: Short-term

Estimated Cost

\$\$\$

Mitigation Strategies & Actions

Building Energy

ACTION 6 MEDIUM PRIORITY

Increase energy efficient lighting requirements in the code for both interior and exterior lighting to keep us aligned with market advancement and rapid progress being made by lighting manufacturers. Ensure that lighting impacts to wildlife and human health and well-being are also prioritized.

Aloha+ Challenge



UN SDGs



MEDIUM Equity Impacts
MEDIUM GHG Reduction Potential
LOW Level of Difficulty

Timeframe: Short-term

Estimated Cost

\$\$\$

STRATEGY 5

Create a building energy performance rating and disclosure policy that requires commercial, municipal, and multi-family buildings equal to or greater than specified square footage to publicly report annual energy usage.

KEY PARTNERS: County of Maui, Hawai'i State Energy Office, Hawai'i State Legislature, Hawaiian Electric Company

ACTION 1 MEDIUM PRIORITY

Require energy benchmarking for commercial and multi-family buildings of 10,000 sq ft or more.

Aloha+ Challenge



UN SDGs



MEDIUM Equity Impacts
LOW GHG Reduction Potential
MEDIUM Level of Difficulty

Timeframe: Medium-term, Ongoing

Estimated Cost

\$\$\$

Mitigation Strategies & Actions

Building Energy

ACTION 2 MEDIUM PRIORITY

Require new commercial and multi-family buildings to pursue Energy Star certification and to achieve a minimum Energy Star score of 70 as a part of new construction.

Aloha+ Challenge



UN SDGs



LOW Equity Impacts
LOW GHG Reduction Potential
MEDIUM Level of Difficulty

Timeframe: Medium-term, Ongoing

Estimated Cost

\$\$\$

STRATEGY 6

Encourage, support, and incentivize beyond code green building projects.

KEY PARTNERS: County of Maui, Hawai'i State Energy Office, Hawai'i State Legislature, Hawaiian Electric Company

ACTION 1 MEDIUM PRIORITY

Provide incentives for construction of new and existing buildings pursuing LEED, Living Building Challenge, or another recognized and robust green building rating system (e.g. LEED Zero, LEED True, etc.).

Incentives could include:
Providing expedited review or permitting processes to buildings achieving certification; provide density or height bonus allowing for percentage increases in Floor Area Ratio or other measures of density contingent upon certification; provide tax credits or tax exemptions for buildings achieving certification; provide permitting fee reduction or waivers for buildings achieving certification.

Aloha+ Challenge



UN SDGs



LOW Equity Impacts
LOW GHG Reduction Potential
MEDIUM Level of Difficulty

Timeframe: Medium-term, Ongoing

Estimated Cost

\$\$\$

Mitigation Strategies & Actions

Transportation

In community workshops and surveys, Maui County residents shared their mana'o (thought, idea, advice) for reducing local emissions and improving transportation.

“Meet the needs for reliable public transport in our rural communities. Make sure bike pathways will accommodate electric bicycles. Require hotel resorts to provide shuttle services for guests who don't need or want to rent vehicles.”

- Maui County Resident

Transportation is the most significant contributor to the county's overall GHG emissions and is mainly driven by the tourism industry and large demand for imports.

In 2019, the transportation sector accounted for 61% of Maui County's community-wide GHG emissions. Within this sector, transboundary aviation and road gasoline were the greatest emitters, accounting for 48% and 36% of transportation GHG emissions respectively.



In a “Business-as-Usual” scenario, by 2050, transportation GHG emissions are expected to increase by 17% from a 2016 baseline, and transportation GHG emissions are projected to account for 82% of Maui County's GHG emissions in 2050.

Even with the expected increase of EVs without further action from the County of Maui (30% by 2050), GHG emissions are being driven upwards by the expected increase in air travel to and from Maui County.

The majority of the proposed strategies and actions below focus on reducing GHG emissions within road transportation. While aviation and waterborne GHG emissions are significant emitters, they are less easily addressed through policy changes.

However, several major airlines have committed to reaching net-zero GHG emissions by 2050. While these commitments are not included as strategies or actions from the County of Maui, GHG emissions reductions from airlines reaching their net-zero goals are incorporated into overall reductions from this sector.

“Reduce the number of rental cars on the road. Raise taxes on rental cars and incentivize using public transportation for tourists. Tourists should have an easy way to get from the airport to their hotel without needing a taxi or rental car.”

- Maui County Resident



If Maui County successfully meets sector goals and implements the following strategies and actions, it will reduce total transportation GHG emissions by 18% by 2050 from a 2016 baseline. When airline net-zero goals are included in these reductions, total transportation GHG emissions will decrease by 77% by 2050.

Aside from the airline net-zero goals, the strategy to increase EV and clean fuel adoption will provide the greatest GHG emissions reductions for Maui County. As EVs produce additional GHG emissions from the electricity used to charge them, GHG emissions reductions from this strategy are dependent upon the electricity grid reaching 100% renewable by 2045.

The actions to increase pedestrian walkways and bike paths, create transportation hubs, and increase access to micromobility devices provide the second greatest decrease in GHG emissions and are not reliant on other strategies or actions to achieve the expected reductions.

With all strategies, actions, and the airline net-zero goals, transportation sector GHG emissions are expected to be 296,965 mt CO₂e in 2050, a 77% reduction in transportation GHG emissions from the 2016 baseline.

Mitigation Strategies & Actions

Transportation

The remaining GHG emissions are primarily from waterborne transportation, local aviation (small planes that both take off and land within Maui County), and other aviation GHG emissions from airlines without net-zero goals.

The majority of GHG emissions reductions in this sector are due to commitments from major airlines.

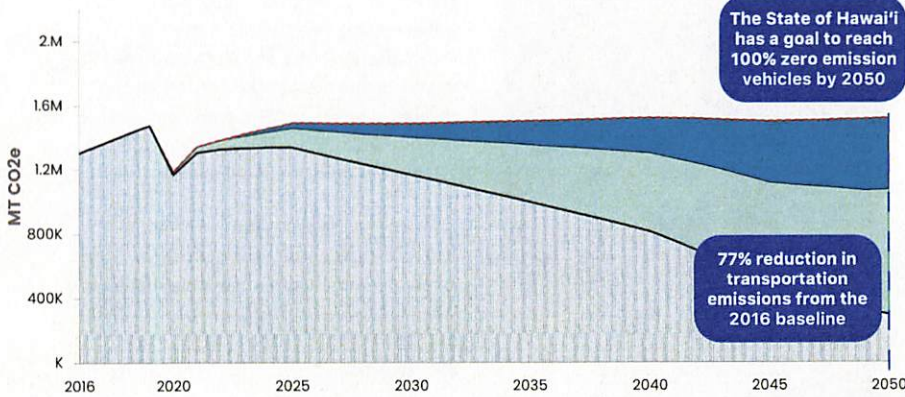
The County of Maui acknowledges the need to continue to look for ways to reduce GHG emissions from aviation that do not rely on stated goals from private entities.

New partnerships, programs, policies, and technologies should be leveraged to push for continued reductions in the transportation sector.

Projected Emissions Reductions from Transportation Sector Actions

- - - Transportation Business-As-Usual Emissions
- █ Reductions from Transportation Actions
- █ Reductions due to Airline Net-Zero Goals
- Remaining Transportation Emissions After Actions

Emissions impacts of transportation sector actions on "Business-as-Usual" transportation sector emissions. Transboundary aviation is the primary emissions source in this sector.



100% RENEWABLE FUEL BY 2045
for all ground transportation

100% RENEWABLE FUEL BY 2035
for all public fleet vehicles

REDUCE THE DEMAND FOR IMPORTS
by creating a local circular economy

Stationary Emissions Details (mt CO2e)

Mitigation Strategies & Actions

Transportation

ABOUT

3,694,000
TONS OF SUPPLIES

pass through the Kahului Harbor each year compared to about 60,000 tons of cargo and mail that pass through the Kahului Airport, **making water transport the primary way that goods reach Maui County.**¹

¹ Maui County Data Book, "Communication & Transportation," Section 6, (2020), 112. <https://sbdc.dev.hyperspective.com/wp-content/uploads/2021/10/2020-Chapter6.pdf>

IN 2019

3,000,000+
PEOPLE VISITED MAUI COUNTY

The population of residents and visitors in Maui County on any given day (de facto population) in 2019 was 227,479. 166,000 of those 227,479 individuals are considered residents. **This means that approximately 61,479 visitors are visiting Maui County, on any given day.**¹

¹ Maui County Data Book, "Visitor Industry & Recreation," Section 10, (2020), 178-210. <https://sbdc.dev.hyperspective.com/wp-content/uploads/2021/10/2020-Chapter10.pdf>

IN 2021

ONLY 1%
OF ALL
VEHICLES
WERE ELECTRIC
IN MAUI COUNTY

SOURCE: State of Hawai'i Department of Business, Economic Development, & Tourism Economic Data Warehouse.

Community survey respondents ranked the "create island-wide networks of interconnected bicycle and pedestrian pathways" action as the most important transportation action for the community. 50% of respondents ranked this action as within the top 3 most important.

STRATEGY 1

Increase EVs and adoption of other clean fuel vehicles by creating additional incentives with prioritization for LMI households.

KEY PARTNERS: County of Maui, Hawai'i Energy, Public Utilities Commission, Hawai'i State Energy Office, Hawai'i State Legislature, Maui Economic Development Board, Maui Nui EV, local community nonprofits and organizations

ACTION 1 HIGH PRIORITY

Provide additional incentives to local residents for clean fuel vehicle purchases, in addition to existing federal and state tax credits, with a focus on supporting LMI households.

Aloha+ Challenge



UN SDGs



HIGH Equity Impacts
MEDIUM GHG Reduction Potential
MEDIUM Level of Difficulty

Timeframe: Short to Medium-term

Estimated Cost



\$\$\$

Mitigation Strategies & Actions

Transportation

ACTION 2 MEDIUM PRIORITY

Implement EV policies for ridesharing (i.e. Uber and Lyft services), especially to and from popular destinations such as airports. Encourage ridesharing hubs in frontline communities.

Aloha+ Challenge  **UN SDGs** 



HIGH Equity Impacts
MEDIUM GHG Reduction Potential
MEDIUM Level of Difficulty

Timeframe: Short to Medium-term

Estimated Cost
 \$\$\$

ACTION 3 MEDIUM PRIORITY

Ensure equal access to sustainable transportation options and cost savings. Develop policy to create a “retire and replace” rebate program to support purchases of low- and zero-emission vehicles for LMI residents. Provide additional public transportation benefits to residents willing to retire high-emission vehicles.

Aloha+ Challenge  **UN SDGs** 

HIGH Equity Impacts
MEDIUM GHG Reduction Potential
LOW Level of Difficulty

Timeframe: Short to Medium-term

Estimated Cost
 \$\$\$



STRATEGY 2

Expand EV charging and clean fuel refueling infrastructure in public, residential, multifamily, municipal, and commercial areas.

KEY PARTNERS: County of Maui, Hawai'i State Department of Transportation, Hawai'i State Energy Office, Public Utilities Commission, Hawai'i Energy, Hawaiian Electric Company, Private/Commercial Landowners and Developers, Maui EV Alliance, Maui Metropolitan Planning Organization, local community nonprofit organizations, Maui Nui EV

ACTION 1 HIGH PRIORITY

Secure funding to expand the County of Maui's EV charging network. Install EV charging stations at easily accessible county facilities.

Aloha+ Challenge  **UN SDGs** 

HIGH Equity Impacts
MEDIUM GHG Reduction Potential
LOW Level of Difficulty

Timeframe: Short-term

Estimated Cost
 \$\$\$





Mitigation Strategies & Actions

Transportation

ACTION 2 MEDIUM PRIORITY

Secure funding to support the development of biofuel and hydrogen refueling, distribution, and processing infrastructure.

Aloha+ Challenge  **UN SDGs** 



MEDIUM Equity Impacts
MEDIUM GHG Reduction Potential
HIGH Level of Difficulty

Timeframe: Medium-term

Estimated Cost
\$\$\$

ACTION 3 HIGH PRIORITY

Enact policy and secure funding to expand clean fuel refueling infrastructure in public, residential, multifamily, municipal, and commercial areas ensuring EV-ready infrastructure in new constructions and retrofits.

Aloha+ Challenge  **UN SDGs** 

HIGH Equity Impacts
MEDIUM GHG Reduction Potential
MEDIUM Level of Difficulty

Timeframe: Short-term

Estimated Cost
\$\$\$





STRATEGY 3

Enable and provide multiple modes of green transportation prioritizing access in underserved communities.

KEY PARTNERS: County of Maui, Hawai'i State Department of Transportation, Maui Metropolitan Planning Organization, local community nonprofit organizations, Private sector partners

ACTION 1 MEDIUM PRIORITY

Identify locations and funding opportunities to build new bike lanes, pedestrian pathways, access to micromobility services, and devices to limit single-occupancy vehicle travel and encourage multimodal transportation options. Provide funding for micromobility incentives and/or shared micromobility devices, with additional support for LMI households. This action may be performed congruently with transportation hubs.

Aloha+ Challenge   **UN SDGs**  

HIGH Equity Impacts
MEDIUM GHG Reduction Potential
MEDIUM Level of Difficulty

Timeframe: Short to Medium-term

Estimated Cost
\$\$\$

Mitigation Strategies & Actions

Transportation

ACTION 2 MEDIUM PRIORITY

Secure funding to upgrade equipment on all buses, such as bicycle racks and mobile fare technology (similar to O'ahu's Holo Card).



HIGH Equity Impacts
LOW GHG Reduction Potential
MEDIUM Level of Difficulty

Timeframe: Medium-term

Estimated Cost
\$\$\$

ACTION 3 MEDIUM PRIORITY

Create transportation hubs designed to facilitate the transfer of one mode of transportation to another. Design connection services between different modes of transportation at central "hubs". This could also include a universal trip planning and fare app to inform residents and visitors about multimodal transportation options.



HIGH Equity Impacts
MEDIUM GHG Reduction Potential
MEDIUM Level of Difficulty

Timeframe: Medium-term

Estimated Cost
\$\$\$

ACTION 4 MEDIUM PRIORITY

Increase non-vehicular transportation mode share in new multi-family housing and commercial developments through Transportation Management & Design (TMD) programs. Working through the permitting process, identify opportunities to implement ongoing TDM programs with the aim to reduce GHG emissions.



HIGH Equity Impacts
MEDIUM GHG Reduction Potential
MEDIUM Level of Difficulty

Timeframe: Medium-term

Estimated Cost
\$\$\$

ACTION 5 MEDIUM PRIORITY

Secure funding to identify candidate projects and develop dedicated bus lanes along high-occupancy transit corridors and expand reliable mainline bus service.



HIGH Equity Impacts
LOW GHG Reduction Potential
MEDIUM Level of Difficulty

Timeframe: Medium-term



Estimated Cost
\$\$\$

Mitigation Strategies & Actions

Transportation

ACTION 6 MEDIUM PRIORITY

Launch bike and scooter share network in congested areas. Develop creative partnerships to deploy micromobility sharing services in select locations to help alleviate traffic and offer visitors an alternative to vehicles.

Aloha+ Challenge  **UN SDGs** 

HIGH Equity Impacts
LOW GHG Reduction Potential
MEDIUM Level of Difficulty

Timeframe: Short-term

Estimated Cost
 \$\$\$



STRATEGY 4

Increase connectivity through infrastructure improvements, multimodal transit design integration in new developments, and mixed-use zoning.

KEY PARTNERS: County of Maui, Maui Metropolitan Planning Organization, Grassroot Institute of Hawai'i, local developers

ACTION 1 MEDIUM PRIORITY

Reduce minimum vehicle parking requirements across Maui County and repurpose underutilized public parking into multimodal transportation infrastructure, urban greenery, and public-serving spaces. Continue to support alternative transportation modes and walkable live, work, and play communities to reduce residents' and visitors' dependence on single passenger vehicles. As alternative transportation options continue to be developed, reduce the number of parking stalls in existing and new parking areas.

Aloha+ Challenge  **UN SDGs** 

MEDIUM Equity Impacts
MEDIUM GHG Reduction Potential
LOW Level of Difficulty

Timeframe: Medium-term

Estimated Cost
 \$\$\$

Mitigation Strategies & Actions

Transportation

ACTION 2 HIGH PRIORITY

Implement “complete streets” design into existing and planned road projects and prioritize old degraded roads and development in high density population areas. Ensure these projects are sited in less vulnerable geographic areas (i.e. not in sea level rise zones or tsunami inundation zones). Work with the private sector to provide connectivity and streetscape infrastructure in new developments to support complete streets principles. Incorporate sidewalk widening, shade trees, space for bike/alternative transport parking, and contributions for bike lanes in new development.

Aloha+ Challenge **UN SDGs**

HIGH Equity Impacts
MEDIUM GHG Reduction Potential
MEDIUM Level of Difficulty

Timeframe: Medium-term

Estimated Cost
 \$\$\$

ACTION 3 HIGH PRIORITY

Create increased opportunities to live near workplaces through mixed-use zoning and affordable housing. Build affordable housing in urban areas with easy access to employment opportunities. Encourage transit networks that connect affordable housing neighborhoods with commercial business centers. Amend zoning codes to accommodate more residential density in urban commercial areas.

Aloha+ Challenge **UN SDGs**

HIGH Equity Impacts
HIGH GHG Reduction Potential
MEDIUM Level of Difficulty

Timeframe: Medium to Long-term

Estimated Cost
 \$\$\$

STRATEGY 5

Mitigate emissions from internal combustion engine (ICE) vehicles through emissions standards and disincentivizing ICE vehicle use.

KEY PARTNERS: County of Maui, Hawai'i State Department of Transportation, Maui Metropolitan Planning Organization

ACTION 1 MEDIUM PRIORITY

Require vehicle emissions testing. In collaboration with the State of Hawai'i, identify funding to build and support vehicle GHG emissions testing infrastructure and enact a policy that would require vehicle GHG emissions testing, with provisions for LMI households.

Aloha+ Challenge **UN SDGs**

MEDIUM Equity Impacts
LOW GHG Reduction Potential
MEDIUM Level of Difficulty

Timeframe: Short to Medium-term

Estimated Cost
 \$\$\$

Mitigation Strategies & Actions

Transportation

ACTION 2 MEDIUM PRIORITY

Encourage alternatives to vehicle idling. Eliminate the need for vehicle idling by creating shaded parking (e.g. solar canopies and tree cover) and develop education campaigns on the negative impacts of idling.

Aloha+ Challenge



UN SDGs



MEDIUM Equity Impacts
LOW GHG Reduction Potential
MEDIUM Level of Difficulty

Timeframe: Medium-term

Estimated Cost

\$\$\$

ACTION 3 MEDIUM PRIORITY

Increase the annual vehicle registration fee on new ICE vehicles and eliminate premiums applied to vehicle registration fees on new and used clean fuel vehicles. Disincentivize the purchase of new ICE vehicles by placing an additional fee on new ICE vehicle annual registrations. Provide rebates to LMI households to ensure no negative impact on LMI and underserved communities.

Aloha+ Challenge



UN SDGs




LOW Equity Impacts
LOW GHG Reduction Potential
LOW Level of Difficulty

Timeframe: Medium-term

Estimated Cost

\$\$\$



Mitigation Strategies & Actions

Waste

GHG emissions from the waste and wastewater sectors made up 4% and 1% of Maui County's total GHG emissions, respectively, in 2019. While waste policies may not dramatically impact Maui County's total GHG emissions, they are still a top priority.

All of Maui should have curbside recycling and just one small garbage pickup per week. Currently, I have to take recycling into a recycling center (which I don't) and my giant garbage can is picked up twice a week. It's noisy to have trash picked up twice a week and doesn't encourage people to recycle at all.

- Maui County Resident

In a "Business-as-Usual" scenario, GHG emissions from the waste and wastewater sector are expected to increase by 21%. This is driven directly by an expected increase in the residential population and tourism industry.



Policies to reduce landfill waste and increase composting and recycling have a number of benefits, in addition to GHG emissions reductions. Landfills release high concentrations of methane gas, which is a GHG with much greater global warming potential than CO₂. Essentially, this means that methane is better able to absorb heat and survive in the atmosphere than CO₂. Over a 20-year period, methane gas is 80

times more potent than carbon dioxide. Methane is also the primary contributor to ground-level ozone formation, which degrades local air quality and contributes to 1 million premature deaths globally each year.¹ Therefore, waste diversion and

¹ United Nations Environment Programme, "Methane emissions are driving climate change. Here's how to reduce them," UNEP, 2021. <https://www.unep.org/news-and-stories/story/methane-emissions-are-driving-climate-change-heres-how-reduce-them>

reduction policies would positively impact the local community. The County of Maui owns and operates all of the county's landfills, giving it power and jurisdiction to implement influential and ambitious policies within this sector.

If the County of Maui successfully meets our sector goals and implements the following strategies and actions in this section, and those pertaining to waste in the Municipal section, they will reduce waste GHG emissions by 70% from a 2016 baseline.

GHG emissions from solid waste in landfills make up the majority of GHG emissions from this sector and all identified strategies and actions focus on reducing GHG emissions from landfilled waste. GHG emissions from wastewater treatment make up a small portion of overall waste GHG emissions (11% in 2019). No strategies or actions are identified for reducing wastewater treatment GHG emissions. When wastewater GHG emissions are not considered, the identified strategies and actions reduce landfilled waste GHG emissions by 83%.

Community survey respondents ranked the "identify and pursue opportunities for enhanced curbside waste and recycling pick-up" action as the most important waste action for the community. 44% of respondents ranked this action as most important and 68% ranked this action as within the top 3 most important waste actions for the community. Respondents ranked the "fund and build infrastructure for countywide commercial composting" action as second most important, with 19% of respondents ranking it as most important and 64% ranking it within the top 3 most important waste actions.

Mitigation Strategies & Actions

Waste

By 2050, all strategies and actions that will increase the amount of waste diverted away from landfills toward recycling or composting will provide the greatest GHG emissions reductions in this sector.

The action to implement landfill gas capture, flaring, and utilization results in the greatest immediate reduction in solid waste GHG emissions. If landfill gas

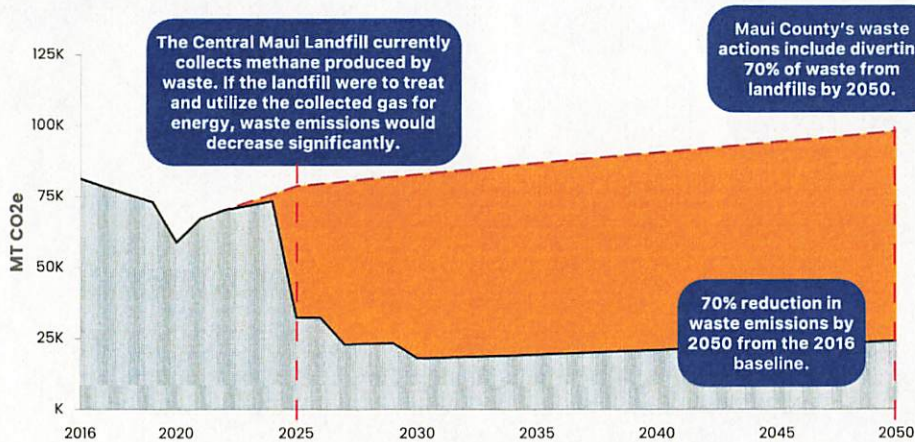
utilization were implemented at the Central Maui Landfill in 2025, waste GHG emissions would decrease by 56% that year. Landfill gas utilization greatly reduces the amount of methane that reaches the atmosphere from landfills.

Together, waste diversion and landfill gas utilization are effective strategies to reduce waste GHG emissions.

Projected Emissions Reductions from Waste Sector Actions

- Waste Business-As-Usual Emissions
- Reductions from Waste Actions
- Remaining Waste Emissions After Actions

Emissions impacts of actions on "Business-as-Usual" waste sector emissions. Waste sector actions are modeled to decrease waste emissions drastically in 2025.



1 County of Maui Department of Environmental Management. "Waste Composition Analysis Central Maui Landfill." SAIC, 2012.

70% REDUCTION IN WASTE STREAM

prior to disposal by developing diversion programs for divertible materials with the highest current landfill rates, including paper products, food waste, and plastic containers and packaging by 2030¹

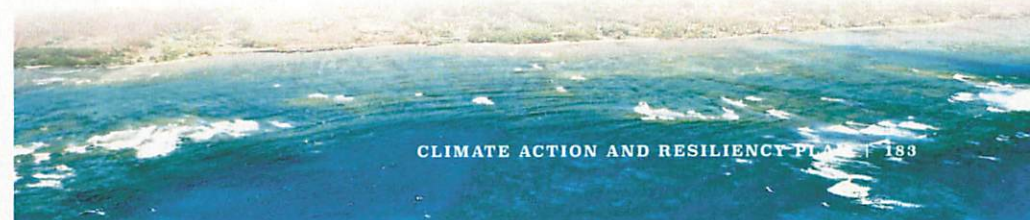
90% INCREASE IN LANDFILL DIVERSION

in County of Maui by 2050

The following goals are from the County of Maui's draft Solid Waste Management Plan that is currently under development. The CARP aims to help achieve these goals.

INFRASTRUCTURE & SYSTEM

- Manage waste in a cost-effective manner that promotes, in order of priority: waste reduction, reuse, and recycling.
- Enhance and improve the overall efficiency of waste and recyclables collection, transfer, and disposal.
- Build the infrastructure needed to provide maximum recycling and waste diversion opportunities.
- Ensure that collection infrastructure is flexible and adaptable to changing recycling and waste diversion practices.
- Ensure that the County of Maui's solid waste system is in full compliance with the appropriate rules and regulations.



Mitigation Strategies & Actions

Waste

SUSTAINABILITY

- Manage waste as a resource to increase local job opportunities and support economic development.
- Consider environmental impacts to climate, air, water, and land that are associated with waste generation, transportation, handling, recycling, and disposal.
- Ensure that the County of Maui's solid waste system has an equitable and sustainable funding mechanism.
- Ensure that the County of Maui's development community is aware of and invested in less wasteful and more sustainable building and development practices.

EDUCATION

- Encourage people in the county to act on the basis of their understanding of the societal, environmental, health, and financial impacts of their consumption and disposal choices. This includes their impact on climate change.
- Encourage people and businesses to make responsible choices about what they produce and consume, and what they generate as waste.

OUTSIDE INFLUENCES

- Promote and support life cycle product stewardship and industry advancements in packaging standards that lead to less waste generation.
- Incorporate Zero Waste principles to consider the entire life cycle of a product to manage materials in ways that preserve value, minimize environmental impacts, and conserve natural resources.
- Support changes to federal and state regulations and policies that support increased recycling opportunities and waste diversion.

CURRENTLY

22%
OF WASTE

is diverted through composting and recycling efforts.¹

¹ Data provided by County Staff.

75%
OF LANDFILLS

in Maui County provide recycling and composting infrastructure.

Waste Emissions Details (mt CO2e)



Mitigation Strategies & Actions

Waste


STRATEGY 1

Enhance County of Maui waste collection programs and increase the appropriate infrastructure for all categories of waste management and diversion, prioritizing accessibility.

KEY PARTNERS: County of Maui, Maui Disposal, local waste haulers, State of Hawai'i Department of Health

ACTION 1 HIGH PRIORITY

Identify and pursue opportunities for enhanced curbside waste and recycling pick-up. This could include establishing curbside pick-up programs for green waste, compostable waste, recycling, e-waste, etc. This effort would be within the County of Maui's refuse collection system and also explore opportunities for collaboration with local waste haulers to identify how curbside waste and recycling pick-up services can be made available to all residents prioritizing areas that do not have easy access to waste and recycling centers. Consider how county-provided funding can support the establishment of such programs.

Aloha+ Challenge	UN SDGs
	
HIGH	Equity Impacts
LOW	GHG Reduction Potential
HIGH	Level of Difficulty
Timeframe: Immediate, Ongoing	
Estimated Cost	
\$\$\$	



STRATEGY 2

Maximize waste diversion efforts community-wide and directly support the implementation of improved diversion strategies with particular focus on organic and recyclable waste.

KEY PARTNERS: County of Maui, Habitat for Humanity ReStore, Goodwill Industries, State of Hawai'i Department of Health

ACTION 1 LOW PRIORITY

Require owners and managers of multi-family dwellings and multi-tenant commercial buildings to provide recycling services.



Aloha+ Challenge	UN SDGs
	
HIGH	Equity Impacts
LOW	GHG Reduction Potential
LOW	Level of Difficulty
Timeframe: Medium-term	
Estimated Cost	
\$\$\$	

Mitigation Strategies & Actions

Waste

ACTION 2 MEDIUM PRIORITY

Secure funding and continue public-private partnerships with organizations to develop reuse centers at existing waste and recycling outlets within Maui County.

Aloha+ Challenge  UN SDGs 



HIGH Equity Impacts
 LOW GHG Reduction Potential
MEDIUM Level of Difficulty

Timeframe: Short-term

Estimated Cost
 \$\$\$

ACTION 4 LOW PRIORITY

Require recycling in public areas and during public events.

Aloha+ Challenge  UN SDGs 



LOW Equity Impacts
 LOW GHG Reduction Potential
MEDIUM Level of Difficulty

Timeframe: Medium-term

Estimated Cost
 \$\$\$

ACTION 3 MEDIUM PRIORITY

Secure funding to develop and implement a "Stop Wasting Food" program that requires the diversion of commercial edible food waste to benefit programs such as local food banks. Also, partner with local organizations to minimize food waste through outreach and education, encouraging the community to divert edible food to local food banks and compost food waste both in backyard/residential settings.

Aloha+ Challenge  UN SDGs 



HIGH Equity Impacts
 LOW GHG Reduction Potential
 LOW Level of Difficulty

Timeframe: Medium-term

Estimated Cost
 \$\$\$

ACTION 5 MEDIUM PRIORITY

Secure funding to explore materials ban and reuse programs to maximize source reduction.

Aloha+ Challenge  UN SDGs 

LOW Equity Impacts
 LOW GHG Reduction Potential
MEDIUM Level of Difficulty

Timeframe: Medium-term



Estimated Cost
 \$\$\$

Mitigation Strategies & Actions

Waste

ACTION 6 MEDIUM PRIORITY

Enact policy that requires paper recycling in the commercial sector.

Aloha+ Challenge  UN SDGs 

LOW Equity Impacts
 LOW GHG Reduction Potential
MEDIUM Level of Difficulty

Timeframe: Medium-term

Estimated Cost
 \$\$\$



STRATEGY 3

Maximize waste resource efficiency.

KEY PARTNERS: County of Maui, State of Hawai'i Department of Health

ACTION 1 LOW PRIORITY

Develop a construction and demolition (C&D) diversion ordinance that requires C&D waste materials to be sorted for reusable or recyclable materials. Consider complementing the policy with funding mechanisms that either incentivize or disincentivize C&D waste disposal.

Aloha+ Challenge  UN SDGs 

LOW Equity Impacts
MEDIUM GHG Reduction Potential
HIGH Level of Difficulty

Timeframe: Long-term



Estimated Cost
 \$\$\$

Mitigation Strategies & Actions

Waste

ACTION 2 HIGH PRIORITY

Create infrastructure for island-wide compost collection by setting up systems at transfer stations for communities to use green waste and compost-produced methane for biofuel production.

Aloha+ Challenge  UN SDGs 



MEDIUM Equity Impacts
 LOW GHG Reduction Potential
HIGH Level of Difficulty

Timeframe: Medium-term

Estimated Cost
 \$\$\$

ACTION 3 MEDIUM PRIORITY

Develop end-of-life strategies for solar PV and other relevant renewable energy technologies, including battery storage.

Aloha+ Challenge  UN SDGs 



LOW Equity Impacts
 LOW GHG Reduction Potential
HIGH Level of Difficulty

Timeframe: Medium-term

Estimated Cost
 \$\$\$

ACTION 4 MEDIUM PRIORITY

Secure funding to develop and implement collection systems for non-recyclable plastic to be used for building materials or WTE/WTF.

Aloha+ Challenge  UN SDGs 



LOW Equity Impacts
 LOW GHG Reduction Potential
MEDIUM Level of Difficulty

Timeframe: Medium-term

Estimated Cost
 \$\$\$

ACTION 5 MEDIUM PRIORITY

Secure funding to pursue local options/ technologies for reuse and recycling rather than shipping materials overseas to be recycled.

Aloha+ Challenge  UN SDGs 

LOW Equity Impacts
MEDIUM GHG Reduction Potential
MEDIUM Level of Difficulty

Timeframe: Medium-term

Estimated Cost
 \$\$\$

Mitigation Strategies & Actions

Agriculture, Land Use, & Natural Resources

Climate change and natural resource crises are inextricably linked. Aligning work to take climate action and protect natural resources is an opportunity to make significant progress in both areas. This approach will ensure the response to the climate crisis improves and protects the resilience of natural ecosystems.

Greenhouse Gas Emissions from Local Agriculture

The agricultural sector makes up 3% of Maui County's GHG emissions and is expected to make up 4% of the County's GHG emissions by 2050. Addressing current agricultural practices and the use of fallow fields resulting in GHG emissions is critical to utilizing a whole systems approach to benefit local environmental conditions and natural resource systems.

GHG emissions from the agriculture sector are driven by livestock (cattle, sheep, goats, pigs, horses, and poultry), usage of urea and fertilizer—which negatively affects fresh and marine water quality—and the missed opportunity of utilizing fallow fields as a carbon sink. Even with the strategies and actions listed on the following pages, GHG emissions in this sector are expected to stay constant.

The strategies and actions do not significantly reduce GHG emissions from agriculture, but they consider the critical link between land use, natural resource

systems, and climate action.


The County of Maui is in a unique position to support a cooperative approach to growing regenerative practices, whether it's in new practices and innovations or training and education. The utilization of regenerative and cooperative strategies is important to continue local agriculture, with consideration of impact to the nearby streams, resources, and natural systems.

This whole systems approach in conjunction with regenerative practices will ensure a thriving agricultural economy and improved land use practices. For example, smaller farms that are close to local resort towns could help to develop organic and regenerative farming and provide produce to a farm-to-table restaurant that will reduce GHG emissions and minimize negative impacts from conventional farming.

There is still an excess of fallow land in Maui County due to the closing of the

sugar plantation industry in the last century. Fallow land is arable, depleted land that has been left unplanted and weed-infested for a period of time. When fallow land is left unattended and unplanted for too long, it is prone to being overtaken by invasive species. It can also be a major fire risk, especially in the

drier parts of the archipelago, which may become exacerbated by climate change. Much of the fallow land in Hawai'i today is from abandoned pineapple and sugar plantations. **The County of Maui has the opportunity to control this issue by setting limits on the amount of time our agricultural land leases are left fallow.**



Mitigation Strategies & Actions

Agriculture, Land Use, & Natural Resources

Greenhouse Gas Emissions from Importing Food

Importing food to the Hawaiian Islands poses a heavy carbon load. A large jetliner emits about 245 pounds of carbon dioxide per air mile. A cargo plane carrying food to Hawai'i emits almost 600,000 pounds of carbon dioxide. In 2020, more than 60,000 tons of cargo and mail passed through Kahului Airport, and about 3,694,000 tons passed through Kahului Harbor. Continuing to develop a strong food system focused on locally-grown or locally-produced food will support food security and help reduce our carbon load.

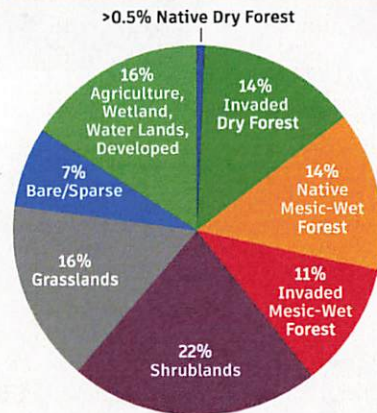
Locavore food systems may mitigate a high level of GHG emissions from food transport simply because less fuel is burned in the process by omitting the necessity of transport to Maui County.



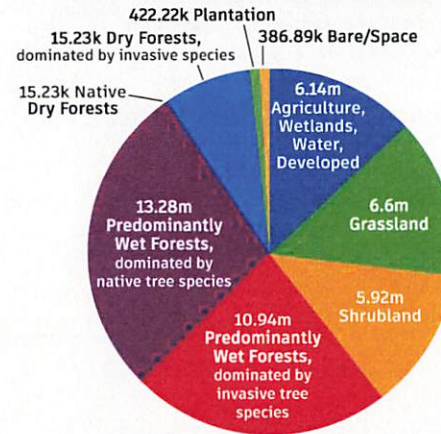
Nature-based Solutions

Nature-based solutions offer a practical approach to integrating climate and biodiversity policy for all sectors. They can remove carbon from the atmosphere, restore fallow land, improve watershed conditions, protect natural resources, and build resilience to the impacts of climate change. Strategic land management tactics restore native and natural ecosystems and in turn improve the resilience of Maui County's water resources, while decreasing erosion and restoring soil health. Concurrently, sustainable land management will naturally support biodiversity and the health of natural resource systems.

Maui County Land Cover Distribution



Carbon Storing (MT Carbon) by Land Type



18% of Hawai'i's land is located within Maui County, and 18% of Hawai'i's carbon is stored within the County of Maui's lands. In total, nearly 60% of the county's carbon is stored within forests, both native and invasive. Nature-based solutions offer a practical approach for integrating climate and biodiversity policies for all sectors. Native wet forests hold the largest carbon stock for Maui County.

It is critical that the County of Maui preserve these areas not only for their carbon value, but also to protect native species and water resources.

The land cover type that holds the second-largest amount of carbon is the invaded mesic-wet forests. These lands will likely degrade further without intervention due to invasive species and erosion. One way to protect the carbon stock is by installing fences around native forest areas to prevent further degradation from invasive ungulates.

Reforestation degraded areas is another option for increasing the carbon stock in Maui County. Not only can reforestation increase the carbon stock, but also provides runoff and flood prevention, reef protection, increased freshwater replenishment, and endangered species habitat restoration.

Organic farming, especially *regenerative organic farming*, and the restoration of traditional agricultural practices can boost island resilience. At the same time, supplementing the locavore food system with maritime food transport reduces the carbon footprint per food item significantly.

Maritime food transport uses a smaller amount of fuel for a larger cargo load, whereas cargo jets carry smaller loads and consume larger amounts of fuel. The County of Maui can work with local partners, including the state government, to reduce or subsidize the cost of land and expand local agricultural production.

Mitigation Strategies & Actions

Agriculture, Land Use, & Natural Resources



GOALS

REVERSE THE TREND OF NATURAL RESOURCE LOSS

from mauka to makai by increasing watershed protection, community-based marine management, invasive species prevention and control, and restoration of native species

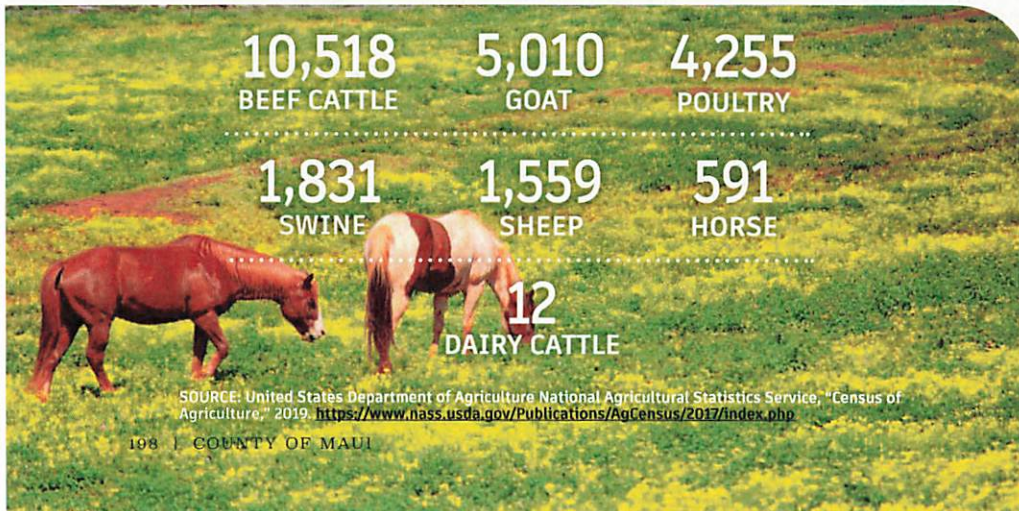
AT LEAST DOUBLE LOCAL FOOD PRODUCTION

with a goal of 20 to 30% of food consumed being grown locally

1,408 FARMS

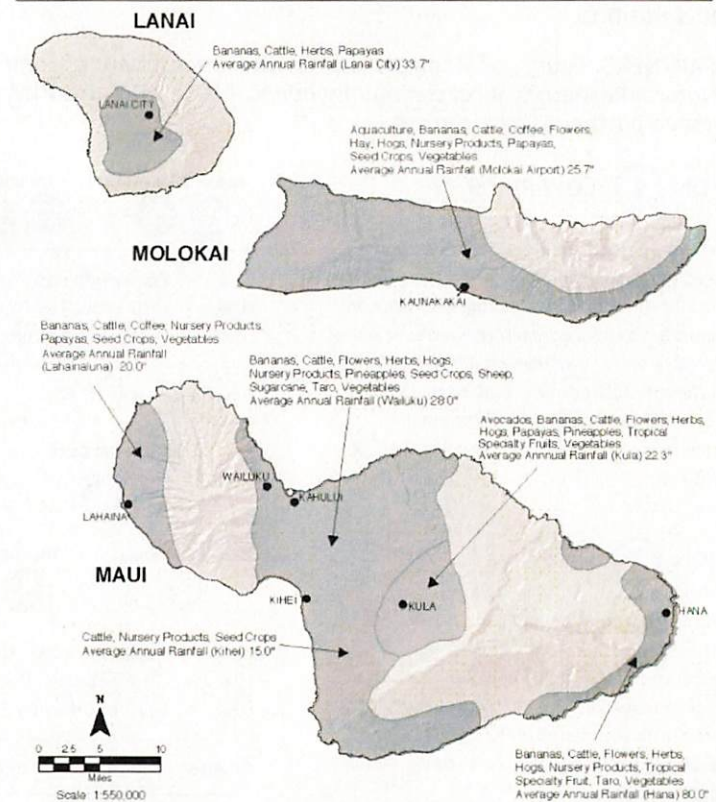
 in Maui County, 2017

SOURCE: Maui County Data Book, "Agriculture & Aquaculture," Section 5, (2020), 100. <https://sbdc.dev.hypersperspective.com/wp-content/uploads/2021/10/2020-Chapter06.pdf>



As sugar and pineapple plantations have closed, the diversification of agriculture has continued throughout Maui County.

AGRICULTURAL AREAS MAUI COUNTY



SOURCE: HAWAII DEPARTMENT OF AGRICULTURE, AGRICULTURAL DEVELOPMENT DIVISION, AND U.S. DEPARTMENT OF AGRICULTURE, NATIONAL AGRICULTURAL STATISTICS SERVICE. STATISTICS OF HAWAII AGRICULTURE, 2011.

Mitigation Strategies & Actions

Agriculture, Land Use, & Natural Resources

STRATEGY 1

Bolster local and community-based efforts to advance nature-based solutions.

KEY PARTNERS: County of Maui, State of Hawai'i Department of Land and Natural Resources, local community nonprofits and organizations, watershed partners, local farmers

ACTION 1 LOW PRIORITY

Actively participate in the state's carbon credit program and create opportunities for local involvement in this program. Focus on opportunities for agriculture, land use, and forestry sector involvement. Delineate how different-sized entities could be involved (i.e. community scale, organizational/company scale, household scale, individual scale, etc.).

Aloha+ Challenge		UN SDGs	
LOW	Equity Impacts		
LOW	GHG Reduction Potential		
LOW	Level of Difficulty		

Timeframe: Long-term

Estimated Cost
\$\$\$\$

ACTION 2 HIGH PRIORITY

Foster collaboration and alignment of conservation efforts between local organizations and the County of Maui. This connectivity could be led by the County of Maui with the goal of unifying efforts and sharing information with local conservation organizations.

Aloha+ Challenge		UN SDGs	
LOW	Equity Impacts		
LOW	GHG Reduction Potential		
LOW	Level of Difficulty		

Timeframe: Short-term, Ongoing

Estimated Cost
\$\$\$\$

STRATEGY 2

Actively support regenerative agriculture and sustainable land reclamation.

KEY PARTNERS: County of Maui, State of Hawai'i Department of Land and Natural Resources, local community nonprofits and organizations

ACTION 1 HIGH PRIORITY

Support soil health, manure management, and composting by providing technical assistance and financial resources through microgrants.

Aloha+ Challenge		UN SDGs	
HIGH	Equity Impacts		
MEDIUM	GHG Reduction Potential		
LOW	Level of Difficulty		

Timeframe: Short-term

Estimated Cost
\$\$\$\$

ACTION 2 HIGH PRIORITY

Enact policies and secure funding for programs that encourage the reforestation of undeveloped or vacant deforested (fallow) lands. Prioritize xeriscaping and drought tolerant native plant species.

Aloha+ Challenge		UN SDGs		
LOW	Equity Impacts			
LOW	GHG Reduction Potential			
MEDIUM	Level of Difficulty			

Timeframe: Short-term, Ongoing

Estimated Cost
\$\$\$\$



Mitigation Strategies & Actions

Agriculture, Land Use, & Natural Resources

STRATEGY 3

Implement innovative and best practices for natural resource management in the built environment.

KEY PARTNERS: County of Maui, Native Nursery, Maui Green and Beautiful

ACTION 1 MEDIUM PRIORITY

Secure funding to establish program and planning efforts to include planting native and endemic trees as part of roadway rehabilitation projects to provide shade and better air quality for residents.

Aloha+ Challenge **UN SDGs**

MEDIUM Equity Impacts
 LOW GHG Reduction Potential
 LOW Level of Difficulty

Timeframe: Medium-term

Estimated Cost
\$\$\$

ACTION 2 MEDIUM PRIORITY

Require residential and commercial landscape designs to include native and endemic species that serve as carbon sinks.

Aloha+ Challenge **UN SDGs**

MEDIUM Equity Impacts
 LOW GHG Reduction Potential
 LOW Level of Difficulty

Timeframe: Medium-term

Estimated Cost
\$\$\$

ACTION 3 MEDIUM PRIORITY

Enact policy and conduct research to better regulate the species of plants sold at local stores, ensuring that plants offered to the public add value to the landscape such as drought resistance and non-invasive species.

Aloha+ Challenge **UN SDGs**

MEDIUM Equity Impacts
 LOW GHG Reduction Potential
 LOW Level of Difficulty

Timeframe: Medium-term

Estimated Cost
\$\$\$

Mitigation Strategies & Actions

Outreach & Education

Outreach and Education are essential mechanisms to improve learning, promote civic engagement, and strengthen communities by addressing societal needs.

Outreach programs create partnerships between communities and educational institutions. Strategies and actions are stronger if they are backed by robust outreach and education campaigns. The following section provides a list of strategies and actions that support specific outreach and education campaigns.



COMMUNICATE CLIMATE CHANGE ACTION

opportunities to increase adoption of the Climate Action and Resiliency Plan recommendations

INCREASE LOCAL GREEN JOBS

and education to implement the targets laid out in the Aloha+ Challenge

STRATEGY 1

Expand and improve sector-specific public education and awareness programs.

KEY PARTNERS: County of Maui, local community nonprofits and organizations, Hawai'i Energy

ACTION 1 LOW PRIORITY

Secure funding to partner with local organizations to launch a public education campaign promoting building efficiency and electrification options. Tailor education to frontline communities who are more likely to live in substandard housing.

Aloha+ Challenge



UN SDGs



HIGH Equity Impacts
LOW GHG Reduction Potential
MEDIUM Level of Difficulty

Timeframe: Medium-term

Estimated Cost

\$\$\$

ACTION 2 LOW PRIORITY

Secure funding to further support organizations who provide zero-waste education to youth and our community. Start reuse education, outreach, and public awareness campaigns to encourage public participation and use of the reuse centers. Host composting and recycling workshops.

Aloha+ Challenge



UN SDGs



LOW Equity Impacts
LOW GHG Reduction Potential
LOW Level of Difficulty

Timeframe: Medium-term

Estimated Cost




\$\$\$

Mitigation Strategies & Actions

Outreach & Education

ACTION 3 MEDIUM PRIORITY

Secure funding to further support organizations that promote educational resources for EV purchasing and charging infrastructure, focusing on youth, commuters, and the elderly.

Aloha+ Challenge  **UN SDGs**  




LOW Equity Impacts
 LOW GHG Reduction Potential
 LOW Level of Difficulty

Timeframe: Medium-term

Estimated Cost
 \$\$\$

ACTION 4 MEDIUM PRIORITY

Secure funding to launch a public education campaign promoting transit services, tailoring them to target populations such as youth, commuters, and the elderly. This can be in conjunction with transportation hubs and updating technology for easy access.

Aloha+ Challenge   **UN SDGs**  

LOW Equity Impacts
 LOW GHG Reduction Potential
 LOW Level of Difficulty

Timeframe: Medium-term

Estimated Cost
 \$\$\$

STRATEGY 2

Expand and leverage community partnerships for climate action education.

KEY PARTNERS: County of Maui, local community nonprofits and organizations

ACTION 1 MEDIUM PRIORITY

Secure funding and collaborate with partners to develop a business waste audit and education program to foster waste reduction within the local business community.

Aloha+ Challenge   **UN SDGs**  

LOW Equity Impacts
 LOW GHG Reduction Potential
 LOW Level of Difficulty

Timeframe: Medium-term

Estimated Cost
 \$\$\$

ACTION 2 MEDIUM PRIORITY

Secure funding and collaborate with partners to develop a visitor industry waste reduction education program.

Aloha+ Challenge   **UN SDGs**  

LOW Equity Impacts
 LOW GHG Reduction Potential
 LOW Level of Difficulty

Timeframe: Medium-term

Estimated Cost
 \$\$\$

Mitigation Strategies & Actions

Outreach & Education

ACTION 3 MEDIUM PRIORITY

Partner with local organizations, such as public institutions, universities, and airlines, to provide climate change-related education to the community.

Aloha+ Challenge



UN SDGs



LOW	Equity Impacts
LOW	GHG Reduction Potential
LOW	Level of Difficulty

Timeframe: Medium-term

Estimated Cost

\$\$\$

ACTION 4 MEDIUM PRIORITY

Continue to engage youth in the community engagement process, including convening the Mayor's Youth Council to better foster collaboration between County of Maui and local young people.

Aloha+ Challenge



UN SDGs




LOW	Equity Impacts
LOW	GHG Reduction Potential
LOW	Level of Difficulty

Timeframe: Medium-term

Estimated Cost

\$\$\$





RESILIENCY STRATEGIES & ACTIONS

THE OCEANIC GEOGRAPHY

and sensitive ecosystems across Maui County make the region highly susceptible to the impacts of climate change.

Future climate modeling and projections indicate that over the coming decades, rising temperatures, ocean acidification, sea level rise, and extreme weather events will become increasingly frequent and severe in Maui County, assuming the current “Business-as-Usual” GHG emissions trajectory (RCP8.25).

The magnitude and scope of these climate impacts depend on the success of global efforts to reduce GHG emissions and increase carbon sequestration.

Resiliency Strategies & Actions

Climate Primer & Vulnerability Overview

PREDICTING THE EFFECTS of climate change and implementing cautionary resiliency measures are critical to protecting Maui County's community and environment. The County of Maui is committed to taking proactive steps to secure the community, infrastructure, and natural systems against current and future climate threats.

The CARP works to integrate the concepts of self-sufficiency, nature-based solutions, resilient infrastructure, and strategic relocation.

As a series of islands that are relatively isolated from manufacturing centers, Maui County relies heavily on global supply chains that will be increasingly susceptible to disruptions in the future. Therefore, the movement toward greater self-sufficiency will positively impact the local economy, local workers, and our overall resilience while protecting the community against supply chain disruptions. This is particularly important in regard to food security.

Nature-based solutions that strengthen the integrity of Maui's marine, freshwater, and terrestrial ecosystems will protect those systems against the impacts of climate

change, which will in turn benefit local residents and visitors. Integrating resilience considerations into ongoing infrastructure development will protect those investments from the impacts of climate change over time.

Finally, communities with significant infrastructure along marine coastlines

must address the question of when to stop maintaining coastal infrastructure and instead move to safer locations. Long-term planning with thresholds that will help determine that transition is critically important to ensure that important community investments serve their highest and best use in an era of changing climate conditions.

The COVID-19 pandemic and the resulting isolation and vulnerability to external forces beyond our control showed us that we need to be more forward-thinking and plan for the longterm, including being more sustainable as a family and as an island.

- Maui County Resident



Resiliency Strategies & Actions

The figure below details future climate projections and impacts in Maui County, given current GHG emissions trajectories.

Projected Trends for Maui County	Mid-century (2050s)	Late-century (2080s)
Average temperature ⁵	↑ +2 to +6°F	↑ +3 to +9°F
Number of days with extreme heat ⁹	↑↑	↑↑↑↑
Percent change in wet season precipitation ⁷	↓ -15%	↓ -23%
Percent change in dry season precipitation ⁷	↓ -37%	↓ -52%
Drought severity and frequency ^{3,9}	↑	↑↑
Frequency of heavy rains and flooding	↑↓	↑↑
Northeasterly tradewinds ¹⁰	↓↓	↓↓↓
Sea level rise (global average) ²	↑ ~1 foot	↑ 2 to 3 feet
Ocean temperature (global average) ¹⁰	—	↑ +5°F by 2100
Frequency of coral bleaching events ¹⁰	↑ yearly	—
Declines in ocean fishery productivity ¹⁶	↓ -15%	↓ -50%

Vulnerability to climate impacts varies considerably across regions, racial and ethnic groups, and socioeconomic levels.

At the global scale, underdeveloped and low-income nations are significantly more vulnerable to climate threats. However, this discrepancy is also evident within our country and communities. Even in a developed nation like the United States, socioeconomic status, inequity, and historical social

marginalization influence a person's vulnerability to climate change.¹

A key focus for the proposed resiliency strategies and actions is protecting low-income and marginalized community members who are the most vulnerable to the impacts of climate change.

¹ Environmental Protection Agency, "EPA Report Shows Disproportionate Impact of Climate Change on Socially Vulnerable Populations in the United States," EPA, 2021, <https://www.epa.gov/newsreleases/epa-report-shows-disproportionate-impacts-climate-change-socially-vulnerable>

A 2018 assessment of natural system vulnerability in Maui County (Maui, Moloka'i, and Lāna'i) concluded that most habitats and services are moderately to highly vulnerable to climate change.

The resilience strategies and actions proposed in the CARP prioritize efforts to address climate change-driven vulnerabilities in the following natural systems in Maui County:

- Coastal beaches due to erosion and inundation.
- Dry forest due to changes in precipitation and soil moisture and resulting fires.

In addition, they address the most vulnerable services:

- Cultural knowledge and heritage due to the potential loss of native ecosystems and species, and inundation of cultural sites.
- Flood and erosion control due to flash floods, drought, and wildfire.
- Freshwater supply due to more drought, changing precipitation, watershed function, and sea level rise.

SOURCE: R.M Gregg, "Hawaiian Island Climate Vulnerability and Adaptation Synthesis," (2018), EcoAdapt, quoted in, County of Maui, "County of Maui, Hawai'i Climate and Community Trends Primer," (2022), 6.



Recognizing the multitude of factors that influence climate vulnerability, the resilience strategies and actions are divided into three pillars: people, infrastructure, and natural systems. Maui County and community partners will help to strengthen the resilience of the community and environment by supporting the strategies and actions listed on the next page.

Resiliency Strategies & Actions

Each resilience pillar is organized into strategies and related actions that align with the vetting criteria outlined below. Please note that many strategies and actions identified throughout this section are already underway through current Maui County initiatives, local community nonprofits, and public and private entities.

- **Alignment with Aloha+ Challenge and UN SDGs.** The Aloha+ Challenge is a statewide commitment to achieve the State of Hawai'i's sustainability goals. It is a locally-driven framework that also supports the local implementation of the United Nations Sustainable Development Goals.
- **Equity Impacts.** Climate change will disproportionately impact underserved and marginalized groups and amplify existing economic and social inequality. A key focus for the climate and resiliency actions that make up the core of the CARP is to protect community members who are the most vulnerable to climate change.
- **Greenhouse Gas Emissions Reduction Potential.** This refers to the degree to which the action will reduce heat-trapping gases in the atmosphere. LOW is defined as actions that have a less than 1% reduction in GHG emissions. MEDIUM is between 1 to 3%. HIGH is over 3%.
- **Expected Level of Difficulty of Implementation.** The implementation difficulty is a reflection of the time, resources, people, and community buy-in that will be required to successfully implement the action.
- **Estimated Cost of Implementation.** This refers to the estimated budget and funding required to implement the action. More precise budgets for the actions within the CARP will need to be developed as they move toward implementation.
- **Timeframe for Implementation.** Provides a general estimate of the timeline for implementing the action. This also identifies whether the action is a one-time action or an ongoing action.
- **Prioritization of Action.** Based on input from community members and subject matter experts, the actions are ranked as LOW, MEDIUM, and HIGH priority.
- **Key Implementation Partners.** Key partners are the community groups, local nonprofit organizations, governmental departments and agencies, and other stakeholders whose input, leadership, and partnership will be critical for the successful implementation of the proposed strategies and actions.

Secure Our People

Maui County's culture is rooted in our people. The "Secure Our People" resilience pillar focuses on protecting the health, safety, and well-being of Maui County's diverse community as climate change poses significant threats.

Natural disasters, declining air quality, mental health impacts, illness, displacement, and increasing inequality are only a few of these risks. In response to climate threats, the County of Maui will work toward strengthening natural disaster planning, help expand health and social services, and act to protect multi-generational families and Native Hawaiian populations from displacement. The strategies and actions that follow outline proactive steps to ensure our community's thriving and equitable future.

“

Social services funding requires a significant boost (this includes funding) for the epidemic of drug use with vulnerable Maui County youth, actual affordable housing, immediate remedial action of homelessness, and remedial services of mentally ill residents.

- Maui County Resident

Resiliency Strategies & Actions

Secure Our People

STRATEGY 1

Provide easily accessible education programs and resources to grow community awareness of climate resiliency.

KEY PARTNERS: County of Maui, local community nonprofits and organizations, Maui Economic Development Board, University of Hawai'i

ACTION 1 MEDIUM PRIORITY

Partner with community organizations and secure funding to enhance countywide outreach and education campaigns to engage the general public, businesses, and other stakeholders on local renewable energy opportunities and resource efficient behaviors (including energy storage and electrification of transportation/clean fuels), energy efficiency programs, water conservation/efficiency, and solid waste diversion. In particular, focus on bringing these services to underserved and difficult to reach communities.

Aloha+ Challenge	UN SDGs
HIGH Equity Impacts	MEDIUM GHG Reduction Potential
LOW Level of Difficulty	
Timeframe: Short-term, Ongoing	
Estimated Cost	
\$\$\$	

ACTION 2 HIGH PRIORITY

Allocate County of Maui funding and secure additional funding to establish or support existing programs that cultivate leadership and environmental stewardship in local youth. Partner with local schools and universities, Native Hawaiian organizations, and other nonprofits with climate action and resiliency programs. Build climate and resiliency action and eco-literacy for youth through education, outreach materials, focused internships, and leadership development opportunities.

Aloha+ Challenge	UN SDGs
HIGH Equity Impacts	LOW GHG Reduction Potential
LOW Level of Difficulty	
Timeframe: Short-term, Ongoing	
Estimated Cost	
\$\$\$\$	

ACTION 3 MEDIUM PRIORITY

Secure funding to develop educational signage for visitors and community members on native plants used for landscaping on County of Maui property and create educational materials to share about the differences between native, non-native, and invasive plants.

Aloha+ Challenge	UN SDGs
MEDIUM Equity Impacts	LOW GHG Reduction Potential
LOW Level of Difficulty	
Timeframe: Medium-term	
Estimated Cost	
\$\$\$	

Resiliency Strategies & Actions

Secure Our People



STRATEGY 2

Expand funding for microgrants that support community driven projects that enhance community resilience, climate action, and community cohesion.

KEY PARTNERS: County of Maui, local community nonprofits and organizations, Maui Economic Development Board


ACTION 1 MEDIUM PRIORITY

Secure funding to establish microgrants that help increase the adoption of renewable energy, energy storage, and electrification of transportation, with particular emphasis on supporting LMI households.

Aloha+ Challenge	UN SDGs
	
HIGH Equity Impacts	
LOW GHG Reduction Potential	
MEDIUM Level of Difficulty	
Timeframe: Short-term, Ongoing	
Estimated Cost	
\$\$\$	

ACTION 2 MEDIUM PRIORITY

Secure funding to establish microgrants that support home and small business retrofits to make structures more resilient to natural hazards such as hurricanes, flooding, extreme heat, sea level rise, and wildfires, with particular emphasis on supporting LMI households.

Aloha+ Challenge	UN SDGs
	
HIGH Equity Impacts	
LOW GHG Reduction Potential	
MEDIUM Level of Difficulty	
Timeframe: Short-term, Ongoing	
Estimated Cost	
\$\$\$	



STRATEGY 3

Enhance the ability of our community to prepare for, respond to, and recover from climate change impacts.

KEY PARTNERS: County of Maui, Federal Emergency Management Agency (FEMA), Maui District Health Office, local hospitals and mental health facilities, local community nonprofits and organizations, Maui Economic Development Board

ACTION 1 MEDIUM PRIORITY

Allocate funding and partner with local community organizations to train workforce in relevant professions and trades needed across Maui County to increase local resilience to climate change impacts and disturbances (including preparedness, response, and recovery to observed and expected shocks and stressors).


Aloha+ Challenge	UN SDGs
	
HIGH Equity Impacts	
LOW GHG Reduction Potential	
MEDIUM Level of Difficulty	
Timeframe: Medium-term, Ongoing	
Estimated Cost	
\$\$\$	

Resiliency Strategies & Actions

Secure Our People

ACTION 2 HIGH PRIORITY

Secure funding to develop a disaster recovery program. This program should include a resilience plan framework and additional resources to better help local businesses and nonprofits develop a plan for climate change-related disturbances. As part of the disaster recovery framework, identify which current resources are available to local businesses and nonprofits in the case of a disaster.

Aloha+ Challenge  **UN SDGs** 




HIGH Equity Impacts
LOW GHG Reduction Potential
MEDIUM Level of Difficulty

Timeframe: Short-term, Ongoing

Estimated Cost
 \$\$\$

ACTION 3 HIGH PRIORITY

Expand funding for community organizations and County of Maui agencies to increase training opportunities on emergency preparedness, response, and recovery. Training workshops provide public education and resources for residents to learn how to prepare for and respond to events such as wildfires, flooding, and hurricanes.

Aloha+ Challenge  **UN SDGs**  




HIGH Equity Impacts
LOW GHG Reduction Potential
LOW Level of Difficulty

Timeframe: Short-term, Ongoing

Estimated Cost
 \$\$\$

ACTION 4 MEDIUM PRIORITY

Increase affordability and eligibility of disaster-related insurance (e.g. flood and hurricane insurance) for Maui County residents by adopting FEMA's Building National Flood Insurance Program (NFIP) and Building Code Effectiveness Grading Schedule (BCEGS). Implement programs that help owners of properties that face chronic flooding understand and access FEMA buyout funds.

Aloha+ Challenge   **UN SDGs** 

HIGH Equity Impacts
LOW GHG Reduction Potential
MEDIUM Level of Difficulty

Timeframe: Medium-term

Estimated Cost
 \$\$\$

Resiliency Strategies & Actions

Secure Our People

STRATEGY 4

Support, develop, and expand community goods and services that enhance local food security and agricultural resilience across Maui County.

KEY PARTNERS: County of Maui, local community nonprofits and organizations

ACTION 1 MEDIUM PRIORITY

Establish a permanent County of Maui Food Security and Regenerative Agriculture Council made up of farming leaders to guide and advise the county on best practices to foster a more robust local food and regenerative farming industry in Maui County.

Aloha+ Challenge	UN SDGs
HIGH	Equity Impacts
LOW	GHG Reduction Potential
LOW	Level of Difficulty
Timeframe: Medium-term	
Estimated Cost	
\$\$\$	

ACTION 2 HIGH PRIORITY

Establish a County of Maui Emergency Food and Essential Goods Supply and Storage Plan. Focus on providing sufficient emergency food and essential goods supplies in communities, regularly inventory critical assets, and ensure that adequate backup supplies are on hand for extended emergencies.

Aloha+ Challenge	UN SDGs
HIGH	Equity Impacts
LOW	GHG Reduction Potential
MEDIUM	Level of Difficulty
Timeframe: Medium-term	
Estimated Cost	
\$\$\$	

ACTION 3 MEDIUM PRIORITY

Allocate County of Maui funds to expand community programs (e.g. Maui Food Hub and Common Ground Collective) focused on increasing access to healthy locally-grown food, farmers markets, and other local food networks, and ensure affordability, particularly for LMI residents and families.



Aloha+ Challenge	UN SDGs
HIGH	Equity Impacts
LOW	GHG Reduction Potential
LOW	Level of Difficulty
Timeframe: Medium-term, Ongoing	
Estimated Cost	
\$\$\$	

Resiliency Strategies & Actions

Secure Our People

ACTION 4 MEDIUM PRIORITY

Expand funding support for microgrants that help to cover startup and scaling up costs for local regenerative agriculture practices and equipment, including efficient irrigation equipment, water catchment, and feral ungulate control measures for small-scale and local farmers. Provide support for permitting, best management practices, and implementation needs of applicants.

Aloha+ Challenge  UN SDGs 





HIGH Equity Impacts
LOW GHG Reduction Potential
MEDIUM Level of Difficulty

Timeframe: Medium-term, Ongoing

Estimated Cost
 \$\$\$

ACTION 5 MEDIUM PRIORITY

Secure funding to establish a community garden program to convert vacant lots, rooftops, or other available spaces into public community gardens. A public community garden program would support the conversion of private or County of Maui-owned lots into community spaces.

Aloha+ Challenge   UN SDGs  

HIGH Equity Impacts
LOW GHG Reduction Potential
MEDIUM Level of Difficulty

Timeframe: Medium-term

Estimated Cost
 \$\$\$




STRATEGY 5

Protect public health, safety, and community well-being.

KEY PARTNERS: County of Maui, local community nonprofits and organizations, local hospitals and mental health facilities, State of Hawai'i, State of Hawai'i Department of Health, State of Hawai'i Department of Education, University of Hawai'i

ACTION 1 MEDIUM PRIORITY

Allocate County of Maui funds and secure additional funding to support positions in the County of Maui and local nonprofit organizations that can develop and implement programs that support the mental and physical health of residents affected by climate change. This could consist of strengthening existing healthcare systems, addressing the healthcare workforce recruitment gap, and assisting vulnerable and historically underserved residents in accessing healthcare services.

Aloha+ Challenge  UN SDGs  

HIGH Equity Impacts
LOW GHG Reduction Potential
MEDIUM Level of Difficulty

Timeframe: Medium-term

Estimated Cost
 \$\$\$

Resiliency Strategies & Actions

Secure Our People

ACTION 2 MEDIUM PRIORITY

Create a County of Maui monitoring plan and program to anticipate new vector-borne diseases due to climate change impacts (e.g. warming and flooding) and partner with local nonprofits and state agencies (e.g. DOH, DOE, and the University of Hawai'i) to educate the community on potential vector-borne diseases.

Aloha+ Challenge

UN SDGs



HIGH Equity Impacts
LOW GHG Reduction Potential
MEDIUM Level of Difficulty

Timeframe: Medium-term, Ongoing

Estimated Cost

\$\$\$

STRATEGY 6

Preserve and protect historic and vital cultural resources against climate change impacts and continue to foster traditional knowledge of land management and cultural practice to help combat climate change.

KEY PARTNERS: County of Maui, Hawai'i State Historic Preservation Division, local cultural organizations, local community nonprofits and organizations, The Office of Hawaiian Affairs

ACTION 1 MEDIUM PRIORITY

Secure funds to develop a countywide mapping system to help identify at-risk culturally sensitive areas, including burial sites, and partner with community organizations and government agencies with existing cultural mapping and data. Engage with families and relevant communities to discuss their preference on protecting or relocating at-risk burial and other cultural sites. Based on these evaluations, develop a plan to support community driven management practices to best address at-risk cultural sites and continue to support mapping efforts from County of Maui Archaeologists (cultural site overlays), Parks Department (beach park vulnerability study), and evaluate current plans (e.g. Mana'e GIS Mapping Project).

Aloha+ Challenge



UN SDGs



HIGH Equity Impacts
LOW GHG Reduction Potential
MEDIUM Level of Difficulty

Timeframe: Medium-term

Estimated Cost



\$\$\$

Resiliency Strategies & Actions

Secure Our People

ACTION 2 MEDIUM PRIORITY

Secure funding to develop a cultural plan and support community driven management measures that connect arts and culture with the County of Maui's sustainability and resiliency goals. The countywide cultural plan would support sustainability and resiliency objectives and further art and cultural infrastructure as an element of community engagement and awareness.

Aloha+ Challenge  **UN SDGs** 



HIGH Equity Impacts
LOW GHG Reduction Potential
MEDIUM Level of Difficulty

Timeframe: Medium-term

Estimated Cost
 \$\$\$

ACTION 3 HIGH PRIORITY

Support the charter amendment passage and creation of the Department of 'Ōiwi Resources. Establish and encourage cultural training for staff and community members.

Aloha+ Challenge  **UN SDGs** 



HIGH Equity Impacts
LOW GHG Reduction Potential
MEDIUM Level of Difficulty

Timeframe: Short-term

Estimated Cost
 \$\$\$

ACTION 4 MEDIUM PRIORITY

Secure funding to further incorporate cultural and traditional practices of the ahupua'a management system to help implement an integrated ridge-to-reef framework for greater ecological and wildlife protection.

Aloha+ Challenge  **UN SDGs** 



HIGH Equity Impacts
LOW GHG Reduction Potential
HIGH Level of Difficulty

Timeframe: Medium-term

Estimated Cost
 \$\$\$

ACTION 5 HIGH PRIORITY

Secure funding to conduct a comprehensive assessment of climate change impacts on Maui's Native Hawaiian cultural resources and practices.

Aloha+ Challenge  **UN SDGs** 

HIGH Equity Impacts
LOW GHG Reduction Potential
LOW Level of Difficulty

Timeframe: Short-term

Estimated Cost
 \$\$\$

Resiliency Strategies & Actions

Secure Our Infrastructure

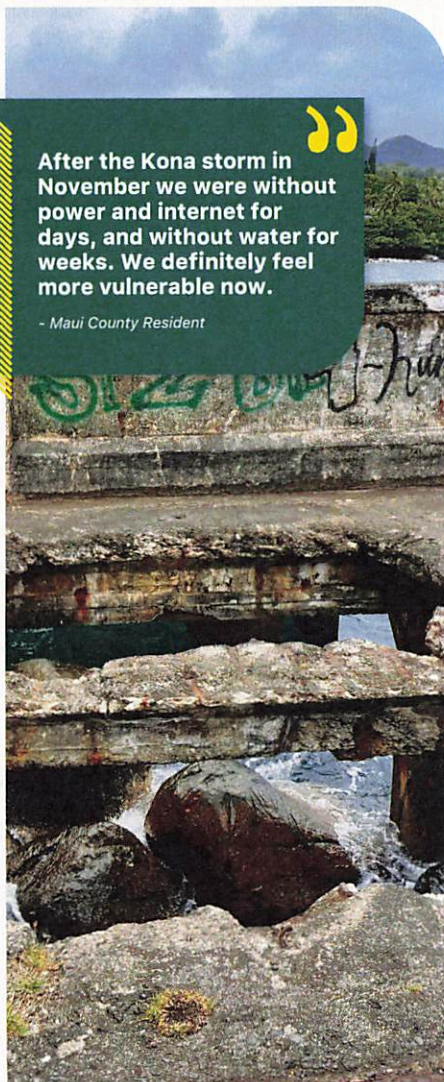
Rising sea level and extreme weather events threaten to damage or destroy the County of Maui's buildings and infrastructure systems. Climate models project a 1 to 3 ft rise in sea levels by the end of the century, with a potential rise as high as 6 to 9 ft.¹

Efforts to reduce GHG emissions play a significant role in reducing the degree of future sea level rise. However, even with drastic GHG emissions reductions, sea level rise is already underway, and a certain level of additional rise is inevitable. Climate projections also forecast an increase in severe storms, coastal and inland flooding, and wildfires in Maui County. The following strategies and actions outline steps to strengthen community systems against these threats by upgrading infrastructure, accelerating natural disaster and managed retreat planning², and improving community self-reliance.

1. Hawai'i Climate Change Mitigation and Adaptation Commission, "Hawai'i Sea Level Rise Vulnerability and Adaptation Report," (2017), quoted in County of Maui, "County of Maui, Hawai'i Climate and Community Trends Primer," (2022), 20.
 2. A planning framework for moving people and infrastructure away from coastlines and other geographically vulnerable areas.

“After the Kona storm in November we were without power and internet for days, and without water for weeks. We definitely feel more vulnerable now.”

- Maui County Resident



STRATEGY 1

Strengthen and restore aging infrastructure across Maui County.

KEY PARTNERS: County of Maui, local community nonprofits and organizations, Hawaiian Electric Company, communication utilities, State of Hawai'i Department of Transportation, State of Hawai'i Department of Land and Natural Resource, Federal Emergency Management Agency

ACTION 1 MEDIUM PRIORITY

In coordination with private utilities such as Hawaiian Telcom, Spectrum, and Verizon, as well as with community stakeholder groups such as the Statewide Broadband Hui, secure funding and pursue projects to strengthen and expand communications infrastructure, including high-speed internet connectivity, particularly in more rural and isolated areas of our county. Deploy projects to remote parts of the county that increase access to high speed internet (e.g. Maui Wifi Bus).

Aloha+ Challenge



UN SDGs



HIGH Equity Impacts
LOW GHG Reduction Potential
MEDIUM Level of Difficulty

Timeframe: Medium-term

Estimated Cost



\$\$\$

Resiliency Strategies & Actions

Secure Our Infrastructure

ACTION 2 HIGH PRIORITY

Secure funding to support education on emergency telecommunications systems, such as ham radio, radio stations, and satellite phones. Fund ongoing trainings for ham radio operators, provide detailed information and access to community members on radio stations to tune into in case of an emergency (stations that can be accessed through car radios), and ensure resilience hubs in every community across the county are equipped with emergency satellite phones, ham radios, and proper connectivity.

Aloha+ Challenge  **UN SDGs** 



HIGH Equity Impacts
LOW GHG Reduction Potential
MEDIUM Level of Difficulty

Timeframe: Medium-term

Estimated Cost
 \$\$\$

ACTION 4 MEDIUM PRIORITY

In coordination with Hawaiian Electric Company, pursue Performance Excellence in Electricity Renewal (PEER) certification to address aging energy infrastructure, identify cost savings opportunities, build for resiliency, enhance tracking to identify deficiencies and prevent failures, and share best practices. PEER certification (<https://peer.gbci.org/>) enables power system owners and operators to reduce climate risk with resilient design, improve energy system performance, and demonstrate value to investors.

Aloha+ Challenge  **UN SDGs** 



HIGH Equity Impacts
MEDIUM GHG Reduction Potential
HIGH Level of Difficulty

Timeframe: Medium-term

Estimated Cost
 \$\$\$

ACTION 3 HIGH PRIORITY

Secure funding to further identify Maui County's critical loads at emergency facilities and essential services that require backup power during widespread outages or disasters. Determine minimum daily runtime requirements for the identified emergency facilities and essential services. Demonstrate that the County of Maui, utility, or service provider can supply power to identified emergency facilities and essential services in meeting their minimum daily runtime. Ensure functional generators in all emergency facilities.

Aloha+ Challenge  **UN SDGs** 



HIGH Equity Impacts
LOW GHG Reduction Potential
MEDIUM Level of Difficulty

Timeframe: Short-term

Estimated Cost
 \$\$\$

ACTION 5 MEDIUM PRIORITY

Secure funding and partner with the State of Hawai'i to develop a study assessing the resiliency of Maui County commercial harbors, shipping ports, and other boating facilities. The study needs to identify strategies to ensure resilience to sea level rise, larger storms, tsunamis, storm surge, king tides, coastal erosion, and other climate change impacts.

Aloha+ Challenge  **UN SDGs** 

HIGH Equity Impacts
LOW GHG Reduction Potential
LOW Level of Difficulty

Timeframe: Medium-term



Estimated Cost
 \$\$\$

Resiliency Strategies & Actions

Secure Our Infrastructure


ACTION 6 HIGH PRIORITY

Reduce taxpayer expense and increase renewable energy, energy efficiency, energy storage, and electrification of transportation for County of Maui-owned facilities and vehicle fleets by pursuing a countywide Energy Savings Performance Contract (ESPC).

Aloha+ Challenge  **UN SDGs** 

HIGH Equity Impacts
LOW GHG Reduction Potential
MEDIUM Level of Difficulty

Timeframe: Short-term, Ongoing

Estimated Cost




STRATEGY 2

Ensure adequate supply of fresh water, proper management of stormwater and wastewater, and irrigation management.

KEY PARTNERS: County of Maui, local community nonprofits and organizations, State of Hawai'i Department of Health, State of Hawai'i


ACTION 1 MEDIUM PRIORITY

Invest in resilient water supply infrastructure, including resilient water storage, treatment, and distribution infrastructure. Ensure that critical water supply systems have sufficient redundancy and resiliency to address climate change impacts such as water shortages resulting from drought; potential water infrastructure damage resulting from sea level rise, coastal erosion, king tides, or flooding; and sustained power outages resulting from electrical grid failures.

Aloha+ Challenge  **UN SDGs** 

HIGH Equity Impacts
LOW GHG Reduction Potential
MEDIUM Level of Difficulty

Timeframe: Medium-term, Ongoing



Estimated Cost


Resiliency Strategies & Actions

Secure Our Infrastructure

ACTION 2 MEDIUM PRIORITY

Secure funding to develop and improve infrastructure that reduces the use of potable water and utilizes the use of non-potable R-1 water for landscaping and agricultural irrigation. For example, complete the Upcountry agricultural waterline project to deliver non-potable irrigation water to Upcountry farmers and explore the increased use of brackish irrigation wells for landscape irrigation.

Aloha+ Challenge  **UN SDGs** 



HIGH Equity Impacts
LOW GHG Reduction Potential
MEDIUM Level of Difficulty

Timeframe: Medium-term, Ongoing

Estimated Cost
 \$\$\$

ACTION 3 MEDIUM PRIORITY

Establish a Stormwater Enterprise Fund to better finance water management and expand the existing MS4 program managed by the County of Maui Public Works Department. Additional funding will help to regularly repair and maintain facilities, as well as meet increasing federal and state management requirements.

Aloha+ Challenge  **UN SDGs** 



HIGH Equity Impacts
LOW GHG Reduction Potential
MEDIUM Level of Difficulty

Timeframe: Medium-term

Estimated Cost
 \$\$\$

ACTION 4 HIGH PRIORITY

Promote stormwater as a resource by funding and implementing stormwater capture, infiltration, and reuse technologies wherever feasible. Apply these stormwater management design concepts (e.g. LID) to County of Maui facilities, increase LID concepts in building code standards, and work with appropriate large landowners to partner in the deployment of stormwater as a resource.

Aloha+ Challenge  **UN SDGs** 



HIGH Equity Impacts
LOW GHG Reduction Potential
MEDIUM Level of Difficulty

Timeframe: Medium-term

Estimated Cost
 \$\$\$

ACTION 5 HIGH PRIORITY

Secure funding to continue building out wastewater reuse infrastructure (enhancing existing wastewater facilities) and updating the wastewater management plan to include relocation of coastal facilities with exposure to climate change impacts such as sea level rise and coastal erosion (e.g. Moloka'i).

Aloha+ Challenge  **UN SDGs** 

HIGH Equity Impacts
LOW GHG Reduction Potential
MEDIUM Level of Difficulty

Timeframe: Medium-term



Estimated Cost
 \$\$\$

Resiliency Strategies & Actions

Secure Our Infrastructure

ACTION 6 MEDIUM PRIORITY

Secure County of Maui, State of Hawai'i, and federal funding to continue to support residents in cesspool conversions across Maui County.

Aloha+ Challenge  UN SDGs 



HIGH Equity Impacts
LOW GHG Reduction Potential
MEDIUM Level of Difficulty

Timeframe: Medium-term

Estimated Cost
 \$\$\$

ACTION 7 MEDIUM PRIORITY

Develop a comprehensive countywide stormwater master plan evaluating expanding the municipal separate storm sewer system (MS4) program to reduce pollutant transfer to nearshore and reef ecosystems.

Aloha+ Challenge  UN SDGs 

HIGH Equity Impacts
LOW GHG Reduction Potential
LOW Level of Difficulty

Timeframe: Medium-term

Estimated Cost
 \$\$\$



STRATEGY 3

Improve the ability of infrastructure and the built environment to withstand climate change shocks and stressors while maintaining provision of essential services.

KEY PARTNERS: County of Maui, Hawaiian Electric Company, local community nonprofits and organizations, local hospitals and mental health facilities, State of Hawai'i

ACTION 1 MEDIUM PRIORITY

Secure funding to continually update Maui County's Disaster Recovery Plan, identifying what will be prioritized in the recovery and rebuild process and how community systems will be strengthened to better withstand the impacts of natural disasters. Align disaster recovery plan with the County of Maui's Hazard Mitigation Plan.

Aloha+ Challenge  UN SDGs 

HIGH Equity Impacts
LOW GHG Reduction Potential
LOW Level of Difficulty

Timeframe: Medium-term



Estimated Cost
 \$\$\$

Resiliency Strategies & Actions

Secure Our Infrastructure

ACTION 2 MEDIUM PRIORITY

Form a task force to decide where to set resiliency thresholds, define those thresholds, and set management strategies for when the county reaches tipping points. Require the task force to create a publicly available document on defined thresholds and their importance to resiliency.

Aloha+ Challenge  UN SDGs 



HIGH Equity Impacts
MEDIUM GHG Reduction Potential
MEDIUM Level of Difficulty

Timeframe: Medium-term

Estimated Cost
 \$\$\$

ACTION 4 MEDIUM PRIORITY

Develop a road maintenance plan that includes thresholds and triggers for upgrades and improvements and a relocation plan incorporating LID and Complete Streets for coastal roads with exposure to climate change impacts such as sea level rise and coastal erosion.

Aloha+ Challenge  UN SDGs 





HIGH Equity Impacts
LOW GHG Reduction Potential
MEDIUM Level of Difficulty

Timeframe: Medium-term

Estimated Cost
 \$\$\$

ACTION 3 MEDIUM PRIORITY

Develop a network of resilience hubs, emergency shelters, and community-based emergency management organizations that actively collaborate in their efforts and increase community-wide education on resiliency hubs to amplify their role in our county.

Aloha+ Challenge   UN SDGs   



HIGH Equity Impacts
LOW GHG Reduction Potential
MEDIUM Level of Difficulty

Timeframe: Medium-term, Ongoing

Estimated Cost
 \$\$\$

ACTION 5 MEDIUM PRIORITY

Strengthen evacuation routes and planning, with particular emphasis in areas with single points of access that are vulnerable to being cut off from climate change impacts such as sea level rise, coastal erosion, flooding, wildfires, and landslides.

Aloha+ Challenge  UN SDGs 

HIGH Equity Impacts
LOW GHG Reduction Potential
MEDIUM Level of Difficulty

Timeframe: Medium-term



Estimated Cost
 \$\$\$

Resiliency Strategies & Actions

Secure Our Infrastructure

ACTION 6 MEDIUM PRIORITY

Secure funding for additional planning to implement nature-based solutions into the design of resilience hubs and incorporate resilience hubs into existing land use regulation.

Aloha+ Challenge  UN SDGs 



HIGH Equity Impacts
 LOW GHG Reduction Potential
 LOW Level of Difficulty

Timeframe: Short-term, Ongoing

Estimated Cost
 \$\$\$

ACTION 7 HIGH PRIORITY

Develop resilient building design guidelines and modify zoning, permitting processes, and standards to support best practices for smart, sustainable, resilient development and reduce exposure to climate change hazards. Design guidelines should include consideration of future precipitation, sea level rise, wildfire, and heat projections. During the design phase, plan for climate change projections for lifespan of development and any beneficial resilience retrofits. Resilient design guidelines should protect public health and safety and prioritize inclusion of nature-based solutions. Regularly update the Title 19 and County of Maui Building Codes to align with modified zoning ordinances and county planning efforts.

Aloha+ Challenge  UN SDGs 



HIGH Equity Impacts
 LOW GHG Reduction Potential
 LOW Level of Difficulty

Timeframe: Short-term

Estimated Cost
 \$\$\$

ACTION 8 MEDIUM PRIORITY

Enact policy to require LID for new development to minimize runoff, maximize recharge, and reduce demands on infrastructure. Ensure reduction of the heat island effect by reducing hardscapes (e.g. concrete and asphalt surfaces) and increasing natural landcover and high solar reflectance index (SRI) surfaces (e.g. cool roofs) where hardscapes are necessary.

Aloha+ Challenge  UN SDGs 



HIGH Equity Impacts
 LOW GHG Reduction Potential
 LOW Level of Difficulty

Timeframe: Medium-term

Estimated Cost
 \$\$\$

ACTION 9 MEDIUM PRIORITY

Secure funding to develop thresholds and standards for current and new development to support and incentivize the implementation of high-efficiency solutions to reduce the use of water resources.

Aloha+ Challenge  UN SDGs 

HIGH Equity Impacts
 LOW GHG Reduction Potential
MEDIUM Level of Difficulty

Timeframe: Medium-term

Estimated Cost
 \$\$\$

Resiliency Strategies & Actions

Secure Our Infrastructure



STRATEGY 4

Plan for managed retreat and infrastructure relocation.

KEY PARTNERS: County of Maui, local community nonprofits and organizations, State of Hawai'i Department of Land and Natural Resource

ACTION 1 HIGH PRIORITY

Develop a threshold-based system built on the degree of climate change vulnerability and risk exposure for managed retreat of coastal infrastructure, so that the risk to physical structures and infrastructure across Maui County can be addressed with the least possible disruptions to residents and the economy over time.

Aloha+ Challenge  **UN SDGs** 



MEDIUM Equity Impacts
 LOW GHG Reduction Potential
MEDIUM Level of Difficulty

Timeframe: Medium-term

Estimated Cost
 \$\$\$

ACTION 2 MEDIUM PRIORITY

Continue to update coastal parks adaptation and relocation plans with exposure to climate change impacts such as sea level rise and coastal erosion by performing vulnerability assessments and adopting updated adaptation plans.

Aloha+ Challenge  **UN SDGs** 



MEDIUM Equity Impacts
 LOW GHG Reduction Potential
 LOW Level of Difficulty

Timeframe: Medium-term

Estimated Cost
 \$\$\$

ACTION 3 MEDIUM PRIORITY

Secure funding to establish a revolving fund for managed retreat and an interest-bearing account to support targeted projects.

Aloha+ Challenge  **UN SDGs** 

HIGH Equity Impacts
 LOW GHG Reduction Potential
MEDIUM Level of Difficulty

Timeframe: Medium-term

Estimated Cost
 \$\$\$

Resiliency Strategies & Actions

Secure Our Infrastructure


STRATEGY 5

Support resilient housing initiatives and reduce additional cost burdens.

KEY PARTNERS: County of Maui, local community nonprofits and organizations



ACTION 1 HIGH PRIORITY

Secure funding and create programs that increase housing affordability for local residents and encourage sustainable construction by creating denser (smaller lot sizes) and creative housing developments, increasing types of housing that are in the County of Maui's zoning code, developing pre-approved green housing design standards that could be fast-tracked, and alleviating permitting requirements by reducing non-essential infrastructure requirements such as reducing parking.

Aloha+ Challenge	UN SDGs
	
HIGH	Equity Impacts
LOW	GHG Reduction Potential
MEDIUM	Level of Difficulty
Timeframe: Short-term	
Estimated Cost	
\$\$\$	




ACTION 2 HIGH PRIORITY

Enact legislation prohibiting new construction in high risk areas and continue to adopt updated shoreline setback rules for shoreline development based on the latest data available for rising sea levels, coastal erosion, storm surge, and king tides. Collaborate with the County of Maui Planning Commission and county agencies.

Aloha+ Challenge	UN SDGs
	
HIGH	Equity Impacts
LOW	GHG Reduction Potential
LOW	Level of Difficulty
Timeframe: Medium-term	
Estimated Cost	
\$\$\$	

ACTION 3 MEDIUM PRIORITY

Launch residential and small business hurricane retrofit programs to strengthen properties vulnerable to hurricanes, with particular emphasis on financially supporting LMI households to implement these improvements.



Aloha+ Challenge	UN SDGs
	 
HIGH	Equity Impacts
LOW	GHG Reduction Potential
MEDIUM	Level of Difficulty
Timeframe: Medium-term	
Estimated Cost	
\$\$\$	

Resiliency Strategies & Actions

Secure Our Infrastructure

ACTION 4 HIGH PRIORITY

Enact policy to ensure climate resilient affordable housing is available for existing residents, with a focus on LMI households affected by rising prices, by ensuring all new affordable housing developments are not built in areas of high environmental risk and are built beyond code standards for resistance to hurricanes and other natural disasters.

Aloha+ Challenge  **UN SDGs** 



HIGH Equity Impacts
LOW GHG Reduction Potential
MEDIUM Level of Difficulty

Timeframe: Medium-term

Estimated Cost
 \$\$\$

ACTION 5 MEDIUM PRIORITY

Secure funding to conduct a housing needs assessment addressing housing supply affordability, diversity of housing stock by unit and ownership type, community demographics, and displacement risk assessment for new projects as applicable.

Aloha+ Challenge  **UN SDGs** 

HIGH Equity Impacts
MEDIUM GHG Reduction Potential
MEDIUM Level of Difficulty

Timeframe: Medium-term

Estimated Cost
 \$\$\$



STRATEGY 6

Plan for climate-ready transportation network and grid services.

KEY PARTNERS: County of Maui, local community nonprofits and organizations, Department of Transportation, Hawaiian Electric Company

ACTION 1 MEDIUM PRIORITY

Provide electricity grid resilience services through grid-integrated vehicle programs. Pilot and expand a variety of grid resilience services—such as demand response, emergency back-up, and demand charge reduction—through 3 modes of EV integration: Grid-to-Vehicle, Vehicle-to-Building, and Vehicle-to-Grid.

Aloha+ Challenge  **UN SDGs** 





LOW Equity Impacts
MEDIUM GHG Reduction Potential
MEDIUM Level of Difficulty

Timeframe: Medium-term

Estimated Cost
 \$\$\$

ACTION 2 HIGH PRIORITY

Support expansion and management of active transportation networks with an emphasis on equitable access to multi-modal transportation for all community members and prioritizing historically underserved communities. Decisions will be made with community input that leads to transportation networks that will support health and well-being, environmental sustainability, and equitable access to resources and opportunities.

Aloha+ Challenge   **UN SDGs**  

HIGH Equity Impacts
MEDIUM GHG Reduction Potential
MEDIUM Level of Difficulty

Timeframe: Medium-term

Estimated Cost
 \$\$\$

Resiliency Strategies & Actions

Secure Our Natural Systems

Climate change, development, and tourism are already diminishing Maui County’s valuable natural resources. The “Secure Our Natural Systems” resilience pillar provides strategies and actions to reverse natural resource loss and protect the natural environment from mauka to makai.

Sustaining natural systems and biodiversity is critical, not only for limiting the progression of climate change, but for building resilience against climate change impacts. The County of Maui is committed to protecting our natural systems. Through collaboration with Native Hawaiians, scientists, and conservationists, the county can support native species restoration, regenerative agriculture, and the protection of our diverse ecosystems.

“
Loss of ecosystem/ natural buffers (beaches, dunes, reefs, wetlands) due to coastal hazards and sea level rise, [are] a top concern for me. Changing shoreline conditions will reduce community resilience in many ways.
 - Maui County Resident



STRATEGY 1


Improve invasive species management to increase biodiversity and protect the natural environment.

KEY PARTNERS: *County of Maui, local community nonprofits and organizations, State of Hawai’i, Hawai’i Department of Land and Natural Resources, Hawai’i Department of Fish and Wildlife, University of Hawai’i, watershed partners*

ACTION 1 HIGH PRIORITY

Secure additional funding to actively manage invasive ungulate populations by supporting private/public partnerships and deploying population management solutions to reduce erosion, protect native ecosystems, and ensure the protection of our natural systems.

Aloha+ Challenge	UN SDGs
HIGH	Equity Impacts
LOW	GHG Reduction Potential
MEDIUM	Level of Difficulty
Timeframe: Medium-term, Ongoing	
Estimated Cost	
\$\$\$	





Resiliency Strategies & Actions

Secure Our Natural Systems

ACTION 2 HIGH PRIORITY

Expand County of Maui funding to support ungulate management for small farmers. For example, continue to support and expand the county's Feral Animal Relief and Recovery Grant Program for Farmers and Ranchers.

Aloha+ Challenge  **UN SDGs** 



HIGH Equity Impacts
LOW GHG Reduction Potential
MEDIUM Level of Difficulty

Timeframe: Medium-term, Ongoing

Estimated Cost
 \$\$\$

ACTION 3 HIGH PRIORITY

Actively control invasive plant populations by supporting private/public partnerships, employing effective control strategies, combining mapping data, and expanding the early detection program. Expand County of Maui funding and secure additional funding from other sources to support the management of invasive species.

Aloha+ Challenge  **UN SDGs** 



HIGH Equity Impacts
LOW GHG Reduction Potential
MEDIUM Level of Difficulty

Timeframe: Short-term, Ongoing

Estimated Cost
 \$\$\$

ACTION 4 MEDIUM PRIORITY

Partner with state and federal agencies such as the State Department of Agriculture and the United States Department of Agriculture (USDA) to expand biosecurity protocols and capacity across Maui County. This could include funding additional agricultural inspectors.

Aloha+ Challenge  **UN SDGs** 

LOW Equity Impacts
LOW GHG Reduction Potential
MEDIUM Level of Difficulty

Timeframe: Medium-term

Estimated Cost
 \$\$\$

Resiliency Strategies & Actions

Secure Our Natural Systems

STRATEGY 2

Protect and improve the integrity of open space, parks, and green spaces.

KEY PARTNERS: County of Maui, Hawai'i Department of Lands and Natural Resources, local community nonprofits and organizations

ACTION 1 MEDIUM PRIORITY

Update open space and community park plans as needed, including master plans, general development plans, and natural resource management plans to ensure habitat continuity and to protect open space and parkland against climate change impacts.

Aloha+ Challenge  UN SDGs 

HIGH Equity Impacts
MEDIUM GHG Reduction Potential
LOW Level of Difficulty



Timeframe: Medium-term

Estimated Cost

\$\$\$

ACTION 2 MEDIUM PRIORITY

Secure funding to purchase more open spaces and SLRA-XA setbacks in Maui County to further preserve our diverse ecosystems.

Aloha+ Challenge  UN SDGs 

LOW Equity Impacts
MEDIUM GHG Reduction Potential
MEDIUM Level of Difficulty

Timeframe: Medium-term

Estimated Cost

\$\$\$

ACTION 3 HIGH PRIORITY

Enact policies to ensure that current greenspaces used as parks or open space are not converted to housing or commercial development.

Aloha+ Challenge  UN SDGs 

HIGH Equity Impacts
LOW GHG Reduction Potential
LOW Level of Difficulty

Timeframe: Short-term

Estimated Cost

\$\$\$

ACTION 4 MEDIUM PRIORITY

Create community forests in urban areas to provide greenspaces, natural connectivity, and valued recreational areas. Prioritize the use of drought tolerant native plant species that minimize the need for supplemental irrigation whenever possible.


Aloha+ Challenge  UN SDGs 

LOW Equity Impacts
MEDIUM GHG Reduction Potential
MEDIUM Level of Difficulty

Timeframe: Medium-term

Estimated Cost

\$\$\$



Resiliency Strategies & Actions

Secure Our Natural Systems

STRATEGY 3

Promote sustainable water supply and use.

KEY PARTNERS: County of Maui, Hawai'i Department of Fish and Wildlife, University of Hawai'i, local community nonprofits and organizations

ACTION 1 HIGH PRIORITY

Reduce potable water demand by supporting water conservation efforts and efficiency policies and programs to ensure an adequate supply of fresh water for people, businesses, and agriculture. Replace potable water use with non-potable water whenever possible.

Aloha+ Challenge  UN SDGs 

HIGH Equity Impacts
MEDIUM GHG Reduction Potential
MEDIUM Level of Difficulty

Timeframe: Medium-term

Estimated Cost
\$\$\$

ACTION 2 MEDIUM PRIORITY

Increase funding for continued watershed management through community partners. Continue implementing land management practices that support ecosystem function and healthy watersheds.

Aloha+ Challenge  UN SDGs  

HIGH Equity Impacts
LOW GHG Reduction Potential
LOW Level of Difficulty

Timeframe: Short-term, Ongoing

Estimated Cost
\$\$\$

ACTION 3 HIGH PRIORITY

Secure funding to develop an ecosystem management plan for priority watersheds, aquifers, and stream segments with key partners. Implement land management practices that support healthy ecosystems by determining the carrying capacity and ecological flow standards of aquifers and watersheds.

Aloha+ Challenge  UN SDGs  

HIGH Equity Impacts
MEDIUM GHG Reduction Potential
MEDIUM Level of Difficulty

Timeframe: Short-term

Estimated Cost
\$\$\$

ACTION 4 MEDIUM PRIORITY

Continue to work with the Commission on Water Resource Management (CWRM) and other community stakeholder groups to reduce stream diversions that negatively affect traditional agriculture, cultural practices, natural freshwater flora and fauna, and healthy stream ecosystem function.

Aloha+ Challenge  UN SDGs  

HIGH Equity Impacts
LOW GHG Reduction Potential
MEDIUM Level of Difficulty

Timeframe: Medium-term

Estimated Cost
\$\$\$

Resiliency Strategies & Actions

Secure Our Natural Systems



STRATEGY 4

Protect native ecosystems and improve environmental quality.

KEY PARTNERS: County of Maui, local community nonprofits and organizations, Hawai'i Department of Land and Natural Resources, University of Hawai'i, University of Hawai'i Sea Grant

ACTION 1 MEDIUM PRIORITY

Promote sustainable, regenerative, and nature-based solutions to address nutrient loading and sedimentation of freshwater and marine environments by adopting a whole systems approach, such as a beach cell system management approach to mitigate coastal erosion.

Aloha+ Challenge  UN SDGs 



HIGH Equity Impacts
LOW GHG Reduction Potential
MEDIUM Level of Difficulty

Timeframe: Medium-term

Estimated Cost
 \$\$\$

ACTION 2 HIGH PRIORITY

Secure funds to develop a countywide mapping system to help identify at-risk environmentally sensitive areas, including sand dunes and wetlands, and engage the community in this process. Develop a plan to support community and county-driven management measures to best address environmentally sensitive areas. Continue to support current mapping efforts from key partners.

Aloha+ Challenge  UN SDGs 

HIGH Equity Impacts
LOW GHG Reduction Potential
MEDIUM Level of Difficulty

Timeframe: Medium-term

Estimated Cost
 \$\$\$



STRATEGY 5

Increase resiliency of shoreline areas through active coastal management.

KEY PARTNERS: County of Maui, Hawai'i Department of Land and Natural Resources, Hawai'i Department of Fish and Wildlife, University of Hawai'i, local community nonprofits and organizations

ACTION 1 HIGH PRIORITY

Protect beaches and coastal safety by updating shoreline management rules and adopting shoreline development setbacks based on sea level rise/erosion maps. Provide incentives to reconfigure and retreat from high-hazard areas.

Aloha+ Challenge  UN SDGs 

HIGH Equity Impacts
LOW GHG Reduction Potential
MEDIUM Level of Difficulty

Timeframe: Short-term




Estimated Cost
 \$\$\$

Resiliency Strategies & Actions

Secure Our Natural Systems

ACTION 2 MEDIUM PRIORITY

Secure funding to continue to protect and restore wetlands to address sedimentation and flooding by establishing a wetland and stream evaluation system. This will inform prioritization of actions, increase coastal resiliency, and protect shoreline ecosystems by increasing capacity for dune restoration and shoreline habitat management.

Aloha+ Challenge  **UN SDGs**  



MEDIUM Equity Impacts
MEDIUM GHG Reduction Potential
MEDIUM Level of Difficulty

Timeframe: Medium-term

Estimated Cost
 \$\$\$

ACTION 3 MEDIUM PRIORITY

Increase coastal resiliency and coral reef health by promoting community-led marine resource management, sustainable fishing practices, proper sunscreen use, use of reef-friendly landscaping applications particularly on the coast, and cross-referencing existing Coral Reef Ecosystem Studies (CREST).

Aloha+ Challenge  **UN SDGs** 

MEDIUM Equity Impacts
LOW GHG Reduction Potential
MEDIUM Level of Difficulty

Timeframe: Short-term

Estimated Cost
 \$\$\$



Resiliency Strategies & Actions

Funding & Implementation

Securing our people, infrastructure, and natural systems requires adequate funding and strategic implementation.

The following strategies and supporting actions outline specific steps the County of Maui can take to maximize partnerships, collaboration, and funding to ensure the successful implementation of the CARP.

STRATEGY 1

Build county capacity and departmental collaboration to ensure the successful implementation of the CARP.

KEY PARTNERS: *County of Maui*

ACTION 1 HIGH PRIORITY

CCRS to continue administering the Resiliency Hui, requiring each department to identify one person to act as the Resiliency Point Person to help implement climate actions and resiliency strategies identified in the CARP that fall under County of Maui's jurisdiction. In addition, the Resiliency Hui will work to strengthen collaboration and coordination of County of Maui departments to better implement the CARP's elements.

Aloha+ Challenge

UN SDGs



HIGH Equity Impacts
MEDIUM GHG Reduction Potential
MEDIUM Level of Difficulty

Timeframe: Short-term, Ongoing

Estimated Cost

\$\$\$


Resiliency Strategies & Actions

Funding & Implementation

ACTION 2 HIGH PRIORITY

Develop a plan and structure to track and measure progress for implementation of the CARP.

Aloha+ Challenge **UN SDGs**



LOW	Equity Impacts
LOW	GHG Reduction Potential
LOW	Level of Difficulty

Timeframe: Short-term




Estimated Cost

\$\$\$

ACTION 3 MEDIUM PRIORITY

Establish a Place-Based Resilience Training Program for new elected leaders and local government staff to ensure understanding of the climate change and resiliency goals and actions identified and currently underway across Maui County. This program will offer an understanding of departmental efforts to reduce duplication of work and promote departmental collaboration.

Aloha+ Challenge **UN SDGs**

LOW	Equity Impacts
LOW	GHG Reduction Potential
LOW	Level of Difficulty

Timeframe: Short-term

Estimated Cost

\$\$\$

STRATEGY 2


Strengthen County of Maui partnerships to leverage and expand available resources for climate resilient actions.

KEY PARTNERS: County of Maui, local community nonprofits and organizations

ACTION 1 MEDIUM PRIORITY

Improve County of Maui community relationships through volunteerism in order to foster awareness and connectivity among County of Maui staff and the Maui nonprofit community, advance positive community work, and ultimately create stronger collaboration between the County of Maui and nonprofits. For example, the county could create a Volunteer Time Match Program for employees that wish to volunteer time for charitable community work.

Aloha+ Challenge **UN SDGs**



HIGH	Equity Impacts
LOW	GHG Reduction Potential
LOW	Level of Difficulty

Timeframe: Medium-term

Estimated Cost

\$\$\$

Resiliency Strategies & Actions

Funding & Implementation

ACTION 2 MEDIUM PRIORITY

Enhance engagement with communities across the county to foster stronger County of Maui community relationships, encourage participation in county decision-making, and further enhance community understanding of the county's climate initiatives.

Aloha+ Challenge

UN SDGs



HIGH Equity Impacts
LOW GHG Reduction Potential
MEDIUM Level of Difficulty

Timeframe: Medium-term, Ongoing

Estimated Cost

\$\$\$

STRATEGY 3

Necessary processes and planning for continued climate action and resilience.

KEY PARTNERS: County of Maui, local community nonprofits and organizations

ACTION 1 MEDIUM PRIORITY

Develop guidance for capital planning, including resilient design standards for County of Maui infrastructure upgrades that consider climate change projections, and develop a resiliency standard certificate to highlight individuals that have exceeded expectations and chosen to go above and beyond.

Aloha+ Challenge

UN SDGs



LOW Equity Impacts
MEDIUM GHG Reduction Potential
MEDIUM Level of Difficulty

Timeframe: Medium-term

Estimated Cost



\$\$\$

Resiliency Strategies & Actions

Funding & Implementation

ACTION 2 HIGH PRIORITY

Streamline permitting processes and incentivize activities that build climate resilience by improving project applications through the provision of scoping tools and publications of standard best management practices, and allowing permitting processes to incorporate environmental data. Create a checklist for resiliency standards and permitting.

Aloha+ Challenge  UN SDGs 



MEDIUM Equity Impacts
MEDIUM GHG Reduction Potential
MEDIUM Level of Difficulty

Timeframe: Short-term

Estimated Cost
 \$\$\$

ACTION 3 MEDIUM PRIORITY

Pursue and achieve LEED for Cities and Communities certification for County of Maui facilities (<https://www.usgbc.org/leed/rating-systems/leed-for-cities-communities>).

Aloha+ Challenge  UN SDGs 

LOW Equity Impacts
HIGH GHG Reduction Potential
MEDIUM Level of Difficulty

Timeframe: Medium-term

Estimated Cost
 \$\$\$



STRATEGY 4

Proactively shift to a sustainable tourism management model for Maui County.

KEY PARTNERS: County of Maui, State of Hawai'i, Maui Visitors Bureau, Hawai'i Tourism Authority, local community nonprofits and organizations

ACTION 1 HIGH PRIORITY

Identify sustainable tourism targets and collaborate with partners to create a Maui County Sustainable Destination Management Action Plan that manages local tourism in a responsible and regenerative manner.

Aloha+ Challenge  UN SDGs 

MEDIUM Equity Impacts
MEDIUM GHG Reduction Potential
MEDIUM Level of Difficulty

Timeframe: Short-term





Estimated Cost
 \$\$\$

Resiliency Strategies & Actions

Funding & Implementation

ACTION 2 MEDIUM PRIORITY

Develop programs and resource materials that encourage visitors to support and engage in conservation efforts to help Maui County meet our climate resilience goals through volunteerism and educational opportunities.

Aloha+ Challenge  **UN SDGs**   



LOW Equity Impacts
 LOW GHG Reduction Potential
 LOW Level of Difficulty

Timeframe: Medium-term

Estimated Cost
 \$\$\$

ACTION 4 MEDIUM PRIORITY

Secure funding to explore and establish a green fee or fee-based program for all visitors to Maui County, with the fee supporting climate action and resiliency activities on the islands where they visit.

Aloha+ Challenge  **UN SDGs** 





LOW Equity Impacts
 LOW GHG Reduction Potential
MEDIUM Level of Difficulty

Timeframe: Medium-term

Estimated Cost
 \$\$\$

ACTION 3 MEDIUM PRIORITY

Increase coastal resilience and coral reef health by educating the visitor industry through specialized outreach materials and marketing efforts.

Aloha+ Challenge   **UN SDGs**  




LOW Equity Impacts
 LOW GHG Reduction Potential
 LOW Level of Difficulty

Timeframe: Medium-term

Estimated Cost
 \$\$\$

ACTION 5 MEDIUM PRIORITY

In alignment with Resolution No. 22-232, Urging the County of Maui and its Tourism Industry to Adopt Sustainable Tourism Practices and Certification, pursue a sustainable destination management certification for Maui County, such as those endorsed by the Global Sustainability Tourism Council.

Aloha+ Challenge  **UN SDGs**  

LOW Equity Impacts
MEDIUM GHG Reduction Potential
MEDIUM Level of Difficulty

Timeframe: Short-term

Estimated Cost
 \$\$\$

Resiliency Strategies & Actions

Funding & Implementation

STRATEGY 5

Prepare for upcoming funding opportunities from state, federal, and grant programs to ensure the County of Maui is competitive in securing funding.

KEY PARTNERS: *County of Maui*

ACTION 1 HIGH PRIORITY

Secure funding for a new position in the Office of Climate Change, Resiliency, and Sustainability to help explore proven financing tools and emerging grant opportunities to fund resilience-focused projects. Coordinate resiliency planning to best position the County of Maui to be competitive for state and federal funding opportunities. Explore other financing tools, such as energy savings performance contracts.

Aloha+ Challenge



UN SDGs



LOW Equity Impacts
MEDIUM GHG Reduction Potential
LOW Level of Difficulty

Timeframe: Short-term

Estimated Cost

\$\$\$





MOVING FORWARD

THERE IS STILL TIME to mitigate climate change. However, the window to avert climate catastrophe is rapidly shrinking. We must act now.

For every fraction of a degree of warming, the threats to our natural and human systems compound and become more complex. The urgency of aggressive and widespread climate action cannot be overstated. Every day we delay action and continue releasing GHG emissions into the atmosphere, our task becomes more challenging.

The County of Maui has committed to implementing the strategies and actions laid out throughout the CARP while keeping the following guiding principles front and center:

- **Protect, restore, and sustainably manage our natural environment for current and future generations.**
- **Reduce local GHG emissions to achieve net negative carbon.**
- **Optimize resiliency within local communities.**
- **Cultivate local cultural practices rooted in ecological knowledge and values.**
- **Advance social equity and community inclusion.**
- **Grow a thriving local circular economy.**
- **Sustainably address current and future community infrastructure needs.**
- **Commit to both institutional and individual action and local implementation of climate action and resiliency strategies and actions.**

These are ambitious goals and to succeed the County of Maui needs the support of our community—a community that cares so deeply for Maui County. Together, we can and *must* achieve net negative carbon by 2045 while becoming more proactively resilient to climate change.

Track our progress: <https://www.resilientmauinui.org>

APPENDIX

Acronyms, Abbreviations, and Definitions.....	280
Hawaiian Word Translations.....	282
Snapshots of Commitments.....	286
Crosswalking.....	288
CARP Engagement Strategies.....	292
Climate Mitigation Action Survey.....	293
Acknowledgments.....	296

Acronyms, Abbreviations, and Definitions

AFOLU	Agriculture, Forestry, and Other Land Use
ALICE	Asset Limited, Income Constrained, Employed
BCEGS	Building Code Effectiveness Grading Schedule
C&D	Construction and Demolition
CARPAC	Climate Action and Resiliency Plan Action Committee
CARP	Climate Action and Resiliency Plan
CBRE	Community-based Renewable Energy
CCRS	Office of Climate Change, Resiliency, and Sustainability
CDP	Carbon Disclosure Project
CO₂	Carbon Dioxide
CREST	Coral Reef Ecosystem Studies
CWRM	Commission on Water Resource Management
DEM	Department of Environmental Management
DLNR	Department of Land and Natural Resources
DOE	Department of Education
DOH	Hawai'i State Department of Health
e.g.	For Example
EPA	United States Environmental Protection Agency
ESCO	Energy Service Companies
ESPC	Energy Savings Performance Contract
EV	Electric Vehicle
FEMA	Federal Emergency Management Agency
FPL	Federal Poverty Line
GHG	Greenhouse Gas
GIS	Geographic Information System
GPC	Global Protocol for Greenhouse Gas Inventories

HCEI	Hawai'i Clean Energy Initiative
HDOT	Hawai'i Department of Transportation
HECO	Hawaiian Electric Company
HSEO	Hawai'i State Energy Office
ICE	Internal Combustion Engine
ICLEI	International Council for Local Environmental Initiatives
IECC	International Energy Conservation Code
IPCC	Intergovernmental Panel on Climate Change
IPPU	Industrial Processes and Product Use
kWh	Kilowatt Hours
LEED	Leadership in Energy and Environmental Design
LID	Low Impact Development
LMI	Low- to Moderate-income
MEDB	Maui Economic Development Board
MS4	Municipal Separate Storm Sewer System
MT	Metric Ton
mtCO_{2e}	Metric Tons of Carbon Dioxide Equivalent
NFIP	National Flood Insurance Program
NOAA	National Oceanic and Atmospheric Administration
PEER	Performance Excellence in Electricity Renewal
PPM	Parts per million
PV	Photovoltaics
RCP	Regional Concentration Pathways
RH	Resiliency Hui
SDGs	Sustainable Development Goals
SLRA-XA	Sea Level Rise Exposure Area
SRI	Solar Reflectance Index

TMD	Transportation Management and Design
UHERO	University of Hawai'i Economic Research Organization
UNSDG	United Nations Sustainable Development Goals
USDA	United States Department of Agriculture
VAT	Value-Added Tax
WTE	Waste-to-Energy

Hawaiian Word Translation

Papa Wehewehe 'Ōlelo i Pili i Kēia Palapala

'Oiai ua loa'a 'ē kekahi o kēia mau poke a hua'ōlelo ma Māmaka Kaiao, he mau 'ōlelo nō kekahi me ka mana'o i ho'onui 'ia aku, a i 'ole he mau 'ōlelo hou i kumu ho'i nā hua'ōlelo kūmau.

'Āina	Land
Āina Momona	Abundance
ahi hihiu wale	Wildfire
ahu kalapona	carbon stock
Ahupua'a	Subdivision of Land
'aila ho'ānu	refrigerant
'āina	environment (sometimes used interchangeably with <i>kaiapunui</i>)
'āina 'oi'enehana	developed country
'ano kūpiliki'i	severity
'āpana 'oihana alakau	transportation sector
au 'oi'enehana	industrial times
'āwili hewa o ke kai me ka wai lalo honua	saltwater intrusion
haka kahua 'ōnaehana	infrastructure

hō'akika	acidify
hō'akika 'ia 'ana o ka moana	ocean acidification
hō'ano hou 'ana iho	adaptation
hō'auī kahawai	diversion (of streams)
ho'ē'e kai	inundation (also kai ho'ē'e)
ho'okahua kaiaulu	development (of communities)
ho'okanaha'i	reduce
ho'okuakea pūko'a 'ana	coral bleaching
ho'okūpa'a kaiaulu	('ē/hou) resiliency
ho'okūpaku	regenerative
ho'okūpaku 'āina	land restoration
ho'ōlapa uila	electricity transmission
ho'olilo ikehu 'uha'uha 'ole	energy efficiency
ho'omalele māhūea ho'omehana honua	to emit greenhouse gases
ho'opiha hou 'ia o ka waihona wai lalo honua	aquifer recharge
holoholona mai'ao	ungulate
holopapa lā'au kahiki	invaded (by a foreign plant species)
Hui	Join, Unite
ikehu kumu hō'ano hou 'ia	renewable energy
'ino 'o'olokū	severe storm
'Ike Kūpuna	Ancestral Wisdom
ka'ahēle ka'a palena 'āina	transboundary travel
ka'akālai	approach (also, <i>strategy</i>)
kahua hōkele	resort

Kai	Ocean Water
kai ho'ē'e	indundation (also ho'ē'e kai)
kaiapuni	environment (sometimes used interchangeably with 'āina)
(kakalina) kikele	diesel
kalapona pili honua	terrestrial carbon
kāloa'a-kūmaumau	business-as-usual
Kama'āina	Person of the Land, Local
kāmuku	less developed
kanaha'i	reduction
Kānaka Maoli	Native Hawaiians
Keiki	Children
ke kō iho ka MH _____	by the year _____
Kuleana	Responsibility, Privilege
kū'oko'a mea'ai a makelā ho'olako nohona	food and goods independence
Lāhui Hawai'i	Hawaiian People
lele ka'a palena	transboundary aviation
lele kūloko	in-boundary aviation
Lewa	Air
Limu	Seaweed
Lo'i Kalo	Taro Patch
Loko I'a	Fishpond
māhuea ho'omehana honua (MHH)	greenhouse gas
māhuea puhi	natural gas
maikonia	miconia
maka'āinana	resident

Makai	Ocean
Mālama	Care For
malele māhuea ho'omhehana honua (MHH)	greenhouse gas emission
Mana	Energy
Mana'o	Thought, Opinion, Advice
mana'o alaka'i	values (as in guiding principles)
Mauka	Mountain
mea omo kalapona	carbon sink
meaulu wao	land cover
meheu kalapona	carbon footprint
Moku	Land District
nohona ho'okō pono kaiapuni	sustainability (of lifestyle)
'Ohana	Family
'ōhuka a 'āhiu	feral
'Ōiwi	Indigenous
'oihana ho'okipa malihini	tourism
'Ōlelo Hawai'i	Hawaiian Language
'ole malele kalapona	net negative carbon
omo a ho'opa'a	sequester (as with carbon)
'ona kiwikā 'ia	municipal-owned
papaha	scenario
pī'i 'ilikai	sea level rise
Pilina	Connection
pono kākomo	imported goods
uila 'ōnaehana pūnaewe	grid supply electricity

uila kumu hō'ano hou 'ia	renewable electricity
Wai	Fresh Water
wai kele	waste water
wai lalo honua	groundwater
waihona wai lalo honua	aquifer
wao 'ilima	shrublands
wao koa	mesic wet forest
wao nahele Kona	dry forest

Snapshot of Commitments

International Council for Local Environmental Initiatives (ICLEI) Race to Zero

ICLEI's Race to Zero commits the County of Maui to get to zero GHG emissions by 2050 (at the latest). The County of Maui is also required to set a 2030 interim target reflecting maximum fair share effort to reach 50% global carbon dioxide (CO₂) reductions.¹

Aloha+ Challenge

The Aloha+ Challenge aims to create He Nohona 'Ae'oiā—a culture of sustainability. The County of Maui has committed to this challenge through the following actions:

- **Clean Energy:** 100% renewable electricity by 2045.
- **Local Food:** At least double the local food production with a goal of 20 to 30% of food consumed being grown locally.
- **Natural Resource Management:** Reverse the trend of natural resource loss mauka to makai by increasing watershed protection, community-based marine management, invasive species prevention and control, and restoration of native species.
- **Waste Reduction:** Reduce the solid waste stream prior to disposal by 70% through source reduction, recycling, bioconversion, and landfill diversion methods.

¹ For more information see: <https://icleiusa.org/race-to-zero/>

- **Smart Sustainable Communities:** Increase livability and resilience in the built environment through planning and implementation at the state and county levels.
- **Green Workforce and Education:** Increase local green jobs and education to implement these targets.

Hawai'i Green Growth Local 2030 Hub

The Hawai'i Green Growth Local 2030 Hub aims to advance "locally and culturally appropriate" sustainability solutions by implementing Hawai'i's Aloha+ Challenge: He Nohona 'Ae'oiā as a local framework to achieve the United Nations Sustainable Development Goals.

Paris Climate Agreement

Hawai'i and the County of Maui have made commitments to meet the Paris Climate Agreement goals as individual entities. These commitments include "We Are Still In" and "State of Hawai'i Act 032," which are highlighted below:

- **Goal:** To keep global temperature rise this century well below 3.6°F (2°C) above pre-industrial levels and limit temperature increase to no more than 2.7°F (1.5°C) above pre-industrial levels.
- **Plan:** Plan the climate actions necessary (nationally-determined contributions) to achieve the long-term goals.
- **Report:** Report GHG emissions inventories yearly and progress on nationally-determined contributions every 5 years.

We Are Still In

We Are Still In¹ commits the County of Maui to:

- **Pledge:** Pledge to continue to support the goals of the Paris Climate Agreement and work towards GHG emissions reductions equal to or greater than the U.S. goal under the Paris Climate Agreement.
- **Declare:** Declare climate action contributions that an organization will take to meet the GHG emissions reduction goal.
- **Partner:** Partner with other U.S. organizations and governments to advocate for national climate policies and take collective action.
- **Quantify:** Estimate and publicly report GHG emissions through the Carbon Disclosure Project (CDP) or The Climate Registry.

¹ For more information see: <https://www.wearestillin.com/organization/county-maui>

Renewable Ground Transportation Commitment

The Renewable Ground Transportation Commitment¹ commits the County of Maui to transition public and private ground transportation to 100% renewable electricity by 2045 and transition public fleet vehicles to 100% renewable by 2035.

Maui County Sea Level Rise Proclamation

The Maui County Sea Level Rise Proclamation acknowledges the threat of sea level rise from climate change and directs the County of Maui's departments to implement the Hawai'i Sea Level Rise Vulnerability and Adaptation Report² in programs and planning regulations.³

Mayors for Solar Energy

The County of Maui is committed to Environment America's Mayors for Solar Energy, which supports efforts to advance solar energy in local communities, states, and the nation.⁴

1 Learn more about the commitment: <https://www.honolulu.gov/cms-csd-menu/site-csd-sitearticles/985-site-csd-news-2017-cat/29848-12-12-17-hawai%25CA%25BBi%25E2%2580%2599s-mayors-commit-to-shared-goal-of-100-percent-renewable-ground-transportation-by-2045.html>.

2 For more information see: https://climateadaptation.hawaii.gov/wp-content/uploads/2017/12/SLR-Report_Dec2017.pdf

3 For more information see: https://www.maui-county.gov/DocumentCenter/View/111851/032718_Item-F_-_DLNR-OCCL-Sea-Level-Rise-Rpt_SLR-Proclamation?bidId=

4 For more information see: <https://environmentamerica.org/feature/ame/mayors-solar-energy>

Crosswalking

The plans and policy document below were referenced and considered throughout the development of the CARP.

- [A Framework For Addressing Climate Change Adaptation in Hawai'i](#) was established in 2009, before the state had comprehensive guidelines for climate adaptation. The framework, developed by the multi-stakeholder Ocean Resources Management Plan

Working Group, provides a guide for adaptation planning.¹

- [Austin Climate Equity Plan](#) is a roadmap for achieving net-zero community-wide GHG emissions by 2040. This plan is centered around equity with an international focus on the intersection between climate change and racial and social inequity.²
- [County of Maui 2030 General Plan](#) is a comprehensive Policy Plan for the islands of Maui County to the year 2030. The plan also incorporates the goals, objectives, policies, and implemented actions for the County of Maui to foster sustainability in its communities and ensure a vibrant island home for future generations.³
- [County of Maui Integrated Solid Waste Management Plan](#) is currently in draft form and in the process of an update and revision with input across several department and community stakeholders. The final plan will include recommendations for increasing efficiency, diverting waste, and reducing landfill risk, as well as a blueprint for practical implementation.
- [Focus Maui Nui](#) was a community process seeking the input of local citizens in a discussion about what residents want for the future of our islands (Maui, Moloka'i, Lāna'i, and Kahoolawe) which together make up Maui County. The project is designed to bring individuals, organizations, and communities throughout Maui County together to identify and prioritize shared values and to send clear messages to local leaders about what we want for our islands, our communities, and our future.⁴
- [Guidance for Addressing Sea Level Rise in Community Planning in Hawai'i](#) is a statewide community resilience resource. The guidance documents provide community tools to address coastal hazards and sea level rise, and disaster-recovery frameworks that can be implemented at the county level.⁵
- [Hawai'i 2050 Sustainability Plan](#) serves as the state's strategic climate and sustainability action roadmap. The plan prioritizes key focus areas, strategies, and actions to pursue over the next decade to advance global climate goals.⁶
- [Hawai'i Highways Climate Adaptation Action Plan](#) identifies the most pressing future climate threats to the transportation systems and the most appropriate steps to adapt to these threats. The Action Plan provides prioritized action recommendations

1 For more information see: https://files.hawaii.gov/dbedt/op/czm/ormp/reports/climate_change_adaptation_framework_final.pdf

2 For more information see: https://www.austintexas.gov/sites/default/files/files/Sustainability/Climate%20Equity%20Plan/Climate%20Plan%20Full%20Document_FINAL.pdf

3 For more information see: <https://www.maui-county.gov/420/Countywide-Policy-Plan>

4 For more information see: <https://www.focusmauinui.com/>

5 For more information see: <https://seagrant.soest.hawaii.edu/guidance-for-addressing-slr-in-community-planning-in-hi-2/>

6 For more information see: <https://planning.hawaii.gov/sustainability/hawaii2050/>

in a multi-year Implementation Plan across all HDOT's core functions and programs.¹

- [Hele Mai Maui Long-Range Transportation Plan 2040](#) outlines Maui's transportation needs and opportunities to 2040. The plan was guided by a public engagement process and outlines a number of recommended programs, policies, and projects based on data and local input.²
- [Maui County Energy Alliance](#) was published in 2009 and provides recommendations for expanding renewable energy efficiency and increasing renewable energy. These recommendations were created by 5 working groups of public, private, and government sector volunteers.³
- [Maui Island Plan](#) provides goals, objectives, policies, and actions to achieve its vision for Maui's future. These actions are related to the following core themes: protect the natural environment, preserve local cultures and traditions, improve education, strengthen social and healthcare services, expand housing opportunities for residents, strengthen the local economy, improve parks and public facilities, diversify transportation options, improve physical infrastructure, promote sustainable land use and growth management, and strive for good governance. In addition, the General Plan provides a policy framework for the Maui Island Plan and 9 Community plans.⁴
- [Maui Transportation Improvement Program FFY 2022-2025](#) (TIP) builds on the Hele Mai Maui 2040 Transportation Plan and represents a coordinated effort across state and local transportation departments to determine priority projects for federal transportation funding in Maui. The TIP includes transportation projects to improve roads, bridges, bus transit, trails, paths, and sidewalks.⁵
- [O'ahu Resilience Strategy](#) is O'ahu's comprehensive plan to promote resilience across 4 key areas including: affordability, resilience against natural disasters, climate security, and community cohesion. The plan provides 44 specific actions to ensure a resilient, safe, and self-sufficient future for the island.⁶
- [One Climate One O'ahu](#) is O'ahu's climate action plan. The plan outlines O'ahu's current GHG emissions and forecasts future GHG emissions given current policies and trends. The plan also provides a roadmap with key focus areas, actions, and strategies to reduce community-wide GHG emissions and meet O'ahu's ultimate goal of carbon

1 For more information see: https://files.hawaii.gov/dbedt/op/czm/ormp/reports/climate_change_adaptation_framework_final.pdf

2 For more information see: <https://mauimpo.org/hele-mai-maui-2040>

3 For more information see: <https://www.mauicounty.gov/DocumentCenter/View/12762/MCEA-Expo-Long-Version-Final-Sep-09?bidId=>

4 For more information see: <https://www.mauicounty.gov/1503/Maui-Island-Plan>

5 For more information see: <https://www.mauicounty.gov/DocumentCenter/View/12762/MCEA-Expo-Long-Version-Final-Sep-09?bidId=>

6 For more information see: <https://www.resilientoahu.org/resilience-strategy>

neutrality by 2045.⁷

- [South Maui Community Plan](#) provides recommended planning strategies and resources for the South Maui region to address natural hazards and climate stress. The plan focuses on fostering greater social equity and community resilience amid a changing climate.⁸
- [Trends Maui Nui](#) is a report that contextualizes economic data in Maui County with interviews and community voices. Through comparative data and narratives, this plan provides information for the Maui County community to make decisions that benefit the community.⁹
- [West Maui Community Plan](#) outlines goals and recommended policies for growth and development in the West Maui region over the next 20 years. This plan covers the majority of the traditional moku of Lāhainā' and Kā'anapali.¹⁰
- [ALICE in Hawai'i: A Financial Hardship Study](#) prepared by the Aloha United Way provides ALICE (Asset-Limited, Income-Constrained, Employed) data which aims to accurately reflect how much income families need to live and work in the modern Hawaiian economy.¹¹

Academic studies, research projects, and government resources were also cross-referenced throughout the development of the CARP. These resources are summarized below:

- [Department of Hawaiian Homelands | Maui](#) includes access to the State of Hawai'i General Plan, Island Plan, Regional Plans, as well as environmental assessments and reviews, information on renewable energy projects, water treatment, etc.
- [Department of Transportation | Resilience](#) provides an interactive dashboard with statewide transportation hazards and links to the HDOT Climate Resilience Action Plan and Exposure Assessments.
- Research and conservation work by Native Hawaiians
 - Haunani Kane, a researcher and assistant professor at the School of Geographical Sciences and Urban Planning at Arizona State University is conducting research

7 For more information see: <https://hidot.hawaii.gov/wp-content/uploads/2021/07/HDOT-Climate-Resilience-Action-Plan-and-Appendices-May-2021.pdf>

8 For more information see: <https://southmaui.wearemaui.org/about-the-project/#community-planning>

9 For more information see: https://www.medb.org/wp-content/uploads/2021/07/TRENDS_MAUI_NUI_2021.pdf

10 For more information see: <https://www.mauicounty.gov/DocumentCenter/View/131915/West-Maui-Community-Plan-January-2022>

11 For more information see: unitedforalice.org/attachements/allreports/2020ALICEREPORT_HI.pdf

at Papahānaumokuākea Marine National Monument to identify potential biogeological linkages that enable or limit island resilience to storms and sea level rise on island resilience to storms and sea level rise. The research team is made up of all Native Hawaiian scientists.¹

¹ For more information see: <https://news.asu.edu/20210113-asu-professor-uses-background-hawaiian-voyager-climate-scientist-provide-inclusive>

CARP Engagement Strategies

CCRS Website and Social Media Engagement: CCRS created a website (www.resilientmaui.org) to share climate change data, scientific background information, and invitations to public events. Polls, surveys, and other resources are utilized to engage the public in developing and implementing climate change mitigation and resiliency solutions. Social media posts were shared through County of Maui channels on Facebook and Instagram to further climate change engagement.

Vulnerability Workshops: A climate change vulnerability workshop was held over 2 days in March 2022 with 58 participants, including CARPAC members, Resiliency Hui members, and other community stakeholders representing various community systems. These workshops discussed the science behind climate change, including specific data relevant to Maui County. The workshop participants reviewed vulnerabilities that had already been identified, expanded and refined the list, and created a prioritized list of climate-related vulnerabilities across Maui County.

Community Forums: 7 Maui County-wide community forums on climate change vulnerabilities and strategies were held to gather stakeholder input. To identify several of our more remote communities to learn from unique needs and ensure that their voices were heard and included in the CARP, forums were held virtually in East Maui, Lānaʻi, and Molokaʻi.

Community Engagement: Additional meetings and in-person engagement activities were held throughout the CARP process. In total, the County of Maui conducted more than 31 outreach activities spanning all regions of Maui County.

Community Polls and Surveys: To broaden community participation, polls and surveys were posted on www.resilientmaui.org and sent to community partners to share with their individual communities. The polls were publicized through the County of Maui's media releases. Surveys were publicized on the County of Maui's social media and shared through other community social pages.

Native Hawaiian and Cultural Review: Native Hawaiian, cultural, and 'ōlelo Hawai'i experts collaborated on the CARP from the beginning. Each step of the CARP process, as well as all materials presented, underwent cultural reviews. Key portions of the CARP, including the 20-page Executive Summary, have been and will be translated into 'ōlelo Hawai'i.

Maui County Climate Mitigation Action Survey

The following strategies and actions are presented in order of priority based on a survey completed by almost 300 Maui County residents. Note that many of the strategies and actions listed were not included in this survey. Instead, they came from additional research, feedback, and stakeholder engagement. Others were reworded and expanded upon based on community feedback. Therefore, if a strategy or action is *not* listed below, it was either not included in the survey or altered to better reflect our community's needs.

Actions Ranked By Survey Responses

1. Increase residential solar photovoltaic (PV) and solar hot water access for low- to moderate-income (LMI) households
2. Streamline permitting for rooftop solar and utility-scale solar PV and energy storage.
3. Promote participation in community solar programs especially in under-served communities.
4. Provide additional incentives for energy efficiency programs with a focus on offering incentives and providing outreach to LMI households.
5. Incentivize building electrification and high efficiency cooling technologies.
6. Regularly adopt the latest building energy codes.
7. Revise building energy codes to accommodate EV charging.
8. Create a building energy performance rating and disclosure policy.

9. Increase EV and other clean fuel vehicle adoption by creating additional incentives.
10. Create island-wide networks of interconnected bicycle and pedestrian pathways on Maui, Moloka'i, and Lāna'i.
11. Expand EV charging and clean fuel refueling infrastructure in public, municipal, and commercial areas.
12. Increase community access to micromobility services and devices prioritizing access in underserved communities.
13. Create transportation hubs designed to facilitate the transfer of one mode of transportation to another.
14. Require vehicle emissions testing.
15. Encourage alternatives to vehicle idling.
16. Increase the annual vehicle registration fee on new ICE vehicles and eliminate premiums applied to vehicle registration fees on new and used clean fuel vehicles.
17. Reduce minimum vehicle parking requirements across Maui County.
18. Improve accessibility of transit especially in underserved communities.
19. Implement "complete streets" design into existing and planned road projects and prioritize old degraded roads and development in high density population areas.
20. Increase opportunities to work nearby where you live through mixed-use zoning and affordable housing.
21. Identify and pursue opportunities for enhanced curbside waste and recycling pick-up in priority areas that do not have easy access to waste and recycling centers.
22. Fund and build infrastructure for countywide commercial composting.
23. Support enhanced green waste diversion at the landfill (divert green waste to designated green waste/composting facility).
24. Develop and implement a 'Stop Wasting Food' program requiring and supporting diversion of commercial food waste to benefit programs such as local food banks.
25. Develop a construction and demolition (C&D) diversion ordinance that requires C&D waste materials to be sorted for reusable or recyclable materials.
26. Identify and pursue local options for recycling to decrease GHG emissions associated with transporting recyclables overseas.
27. Prioritize waste reduction strategies to decrease the amount of overall waste to be managed.
28. Mandate commercial food waste diversion for larger-scale generators of food waste.
29. Pursue low carbon emitting solid and liquid waste-to-energy (WTE) technologies.
30. Capture and use or flare gas at landfills where no capture or flaring is occurring.

31. Ensure that waste-to-energy (WTE) technologies that are implemented in Maui County are carbon neutral.
32. Capture and track waste-related GHG emissions data for DEM programs.
33. Actively support regenerative agriculture.
34. Develop a County of Maui sponsored tree planting program.
35. Plant trees as part of roadway rehabilitation projects to provide shade for pedestrian, bicycle, and transit infrastructure and promote comfort for frequent trips.
36. Encourage landscape designs to include native species that serve as a carbon sink.
37. Support a local food movement.
38. Better control of fallow land.
39. Actively participate in the state's carbon credit program and create opportunities for local involvement in this program.
40. Continue the CCRS Grants Program and Climate Adaptation/Mitigation CCRS budget line item to ensure funding for voluntary GHG reduction programs.
41. Support and promote watershed protection and invasive species management.
42. Foster collaboration and alignment of conservation efforts between local organizations and the County of Maui.

Resiliency strategies and action were not vetted through a survey and were instead analyzed by our CARPAC, Resiliency Hui, County of Maui Shoreline Planning team, and Office of the Mayor through extensive workshops.

Acknowledgments

The development of the CARP would not have been possible without the significant contributions in time, energy, and mana'o of many. Mahalo to everyone who gave their time to provide input as we developed the County of Maui's first Climate Action and Resiliency Plan.

COUNTY OF MAUI: OFFICE OF THE MAYOR

Administrative Lead

Mayor Michael P. Victorino

Office of the Mayor Staff:

- Darlene Ane, Executive Secretary
- Claire Kamalu Carroll, Community Liaison
- Terilynne Gorman, Public Information Officer
- Zeke Kalua, Executive Assistant
- Tyson Miyake, Chief of Staff
- Ipo Mossman, Community Liaison
- LeeAnn Nomura Matsui, Secretary
- Kumu Cody Pueo Pata, Hawaiian Cultural Advisor to the Mayor
- Brian Perry, Communications Director
- Michelle Santos, Office Operations Assistant
- Stacy Takahashi, Administrative Officer
- Shane Tegarden, Public Information Officer
- Michele Yoshimura, Budget Director

COUNTY OF MAUI: OFFICE OF CLIMATE CHANGE, RESILIENCE & SUSTAINABILITY (CCRS)

Project Team:

- Allison Cleghorn, Environmental Coordinator
- Alex de Roode, Energy Commissioner
- Maria Ornellas, CCRS Grants Manager
- Hannah Shipman, Green Building and Resilient Housing Specialist

County Staff:

- Shayne Agawa, Department of Environmental Management
- Gina Albanese, Maui Emergency Management Agency
- Herman Andaya, Maui Emergency Management Agency
- Sandy Baz, Department of Management
- Eva Blumenstein, Department of Water Supply
- Kate Blystone, Department of Planning
- James Buika, Department of Planning
- Christy Chung, Department of Public Works
- Karen Comcowich, Department of Planning
- Jeffrey Dack, Department of Planning
- Rowena Dagdag-Andaya, Department of Housing and Human Concerns
- Robert DeRobles, Department of Water Supply
- Erin Derrington, Department of Planning
- Pam Eaton, Maui Metropolitan Planning Organization
- Tamara Farnsworth, Department of Environmental Management
- Jordan Hart, Department of Planning
- Michael Kehano, Department of Environmental Management
- Annalise Kehler, Department of Planning
- Daniel Kunkel, Corporation Counsel
- Keanu LauHee, Department of Management
- Jennifer Maydan, Department of Parks and Recreation
- Michelle McLinden Nuijen, Department of Environmental Management
- Cecile McMahan, Department of Environmental Management
- Eric Nakagawa, Department of Environmental Management
- Josiah Nishita, Department of Management
- Kristi Ono, Department of Public Works
- Tara Owens, University of Hawai'i Sea Grant
- Karla Peters, Department of Parks and Recreation
- Chico Rabara, Department of Public Works
- Diego Sanchez-Gomez, Department of Planning
- John Smith, Department of Public Works
- Marc Takamori, Department of Transportation
- Wendy Taomoto, Department of Water Supply
- Dave Taylor, Department of Management

- Richelle Thomson, Department of Corporation Counsel
- LoriAnn Tshuhako, Department of Housing and Human Concerns
- Erin Wade, Department of Management
- Keola Whittaker, Department of Corporation Counsel
- David Yamashita, Department of Parks and Recreation
- Clayton Yoshida, Department of Planning

County Council:

- Alice L. Lee, Council Chair
- Keani Rawlins-Fernandez, Council Vice-Chair
- Tasha Kama, Presiding Officer Pro Tempore
- Gabe Johnson, Councilmember
- Kelly Takaya King, Councilmember
- Mike Molina, Councilmember
- Tamara Paltin, Councilmember
- Shane Sinenci, Councilmember
- Yuki Lei Sugimura, Councilmember

COMMUNITY ENGAGEMENT PARTNERS AND ADVISORY COMMITTEES:

Climate Action and Resiliency Plan Advisory Committee (CARPAC):

The CARPAC was composed of 20 members, including residents, subject matter experts, government, business, and cultural representatives. The committee met an average of once per month throughout the duration of the project for 2-hour collaborative sessions. The group participated in multiple activities, such as developing the guiding principles, identifying vulnerabilities, suggesting mitigation strategies, reviewing resiliency strategies, and much more. The CARPAC also served as a bridge to the community in helping to identify other key stakeholders that needed greater representation.

- Makale'a Ane, Community-Based Program Manager, The Nature Conservancy
- Lauren Armstrong, Executive Director, Maui Metropolitan Planning Organization
- Lori Buchanan, Coordinator/Commissioner Moloka'i: Maui Invasive Species Committee, Planning Commission
- Gary Bulson, Chief Engineer (Retired), Hyatt Regency Maui
- Kainoa Casco, Project Manager-Farming and Sustainability, Mahi Pono

- Scott Crawford, Executive Director, Kipahulu Ohana
- Frank DeRego, Director of Business Development Projects, Maui Economic Development Board
- Scott Fisher, Director of 'Āina Stewardship, Hawai'i Land Trust
- Kainoa Horcajo, Principal, Mo'olelo Group
- Sol Kaho'ohalahala, Hawaiian Culture and Community Environmental Steward
- Mahina Martin, Director, Government and Community Affairs, Hawaiian Electric Company
- Dick Mayer, Coordinator, Alliance of Maui Community Associations; Professor (Retired), Maui Community College
- Gail Miyahira, Maui County Area Coordinator (Retired), Hawai'i Healthcare Emergency Management
- Tyson Miyake, Chief of Staff, County of Maui Office of the Mayor
- Tara Owens, Extension Faculty, Coastal Processes Specialist, University of Hawai'i Sea Grant Program
- Keani Rawlins-Fernandez, Council Vice-Chair, Maui County Council
- Jonathan Stenger, Analyst, Kamehameha Schools
- Nicolette Van Der Lee, Program Manager, Hana Career Pathways/University of Hawai'i
- Nicholas Winfrey, President /Chief Professional Officer, Maui United Way
- Jenny Worth, Disaster Program Manager, American Red Cross

County of Maui Resiliency Hui (RH) comprises more than 50 personnel from 11 County of Maui departments and agencies. The Resiliency Hui was engaged in monthly 2-hour meetings to review and provide input on the CARP. During the meetings, CARP contractors and other subject matter experts shared detailed climate-related information. Since this is an integrated plan, many actions will be the kuleana of different departments. It was critical to have them involved in the development of the CARP. The RH was established prior to the CARP and will continue to meet on resiliency matters going forward.

- Corporation Counsel
- Department of Environmental Management
- Department of Housing and Human Concerns
- Department of Management
- Department of Parks and Recreation
- Department of Planning

- Department of Public Works
- Department of Transportation
- Department of Water Supply
- Maui Emergency Management Agency
- Maui Metropolitan Planning Organization

COMMUNITY PARTNERS AND RESOURCES:

- American Red Cross
- City and County of Honolulu, Office of Climate Change, Sustainability and Resiliency
- Council for Native Hawaiian Advancement
- East Maui Ready
- Four Counties Sustainability Network
- Hawai'i Land Trust-Waihe'e Coastal Dunes and Wetlands Refuge
- Hawai'i Off Grid
- Hawai'i Energy
- Hawai'i Green Growth
- Hawai'i Solar Energy Association
- Hawaiian Electric Company
- Kahanu Garden and Preserve
- Kaupapa Lo'i o Ka'amola conservation area, Keawe Nui Fishpond and a kalo family farm
- Kipahulu 'Ohana
- Lāna'i Hawai'i Farmers Union
- Lāna'i High and Elementary School Agrofarm Program
- Lāna'i Limu Restoration Project
- Local Governments for Sustainability
- Mahele Community Farm
- Maui Invasive Species Committee
- Maui Ocean Center / Maui Ocean Center Marine Institute
- National Disaster Preparedness Training Center
- National Oceanic and Atmospheric Association
- Pūlama Lāna'i
- Roxanne Morita (County of Maui Lāna'i Council Member Gabe Johnson's office)
- Skyline Eco Adventures forestry and biochar projects
- State of Hawai'i Department of Transportation

- Sust'ainable Molokai
- U.S. Green Building Council

CONSULTANT SUPPORT:

- Geos Institute
- Lotus Engineering and Sustainability
- Map-Collective
- Sustainable Pacific

STATE AGENCY COLLABORATIONS AND RESEARCH:

- Department of Hawaiian Homelands
- Department of Land and Natural Resources
- Hawai'i Insurance Commissioner
- Hawai'i State Energy Office
- Institute for Sustainability and Resilience at University of Hawai'i Manoa
- University of Hawai'i School of Ocean and Earth Science and Technology
- University of Hawai'i Economic Research Organization
- University of Hawai'i Sea Grant

Exhibit B

Maui County Climate Action Resiliency Plan Action Items List

	Supportive Actions	Est. Cost	Timeframe	Priority
1	Officially establish CCRS as a County of Maui Department or as a Division within an existing County Department (such as Department of Management) by dedicating County of Maui funds annually to adequately staff the Office of CCRS and provide a meaningful operating budget to advance the County of Maui’s climate action, resiliency, and sustainability goals. At a minimum, establish Chief Resiliency Officer and Deputy Resiliency Officer positions, while also maintaining the existing Energy Commissioner, Environmental Coordinator, Green Building and Resilient Housing Specialist, and Grants and Contracts Specialist positions. Ensure that the officially-established Office of CCRS coordinates and facilitates climate and resiliency actions across all County of Maui Departments and serves as a climate action and resiliency liaison between Office of the Mayor, County Council, and the community-at-large.	Medium	Short Term and Ongoing	High
2	Update the County of Maui's CARP at least once every 5 years and report regularly on progress of implementing CARP strategies and actions. Ensure that the CARP is a living document by reviewing, updating, and publicly reporting on progress to ensure that the County of Maui is meeting our carbon reduction and resiliency commitments and targets.	Low	Medium Term and Ongoing	High
3	Secure funding to hire a Mobility and Clean Transportation Specialist within the Office of CCRS to leverage opportunities to increase micromobility services and clean transportation adoption across Maui County.	Low	Short Term and Ongoing	High
4	Secure funding to hire an Equity Specialist within the Office of CCRS who will develop an equity decision-making framework for the County of Maui to improve how the implementation of climate and resiliency actions will benefit, engage, and empower communities, particularly underserved, difficult to reach, and vulnerable community members.	Low	Short Term and Ongoing	High
5	Pursue aggressive energy efficiency measures and maximize on-site renewable power generation and clean energy storage at County of Maui owned sites, including County of Maui owned rooftops, parking lots, and other previously developed lands.	High	Short Term and Ongoing	High
6	Continue to increase County of Maui participation in grid services programs for County of Maui operations, such as energy demand response programs. Identify flexible sources of energy demand, and leverage these to integrate intermittent sources of renewable energy. By engaging in meaningful demand response programs and encouraging pricing structures that incentivize such engagement, the County of Maui’s energy usage can contribute to providing grid services that support overall decarbonization and stability of Maui County’s electrical grid.	Medium	Short Term and Ongoing	High
7	Continue the CCRS Grants Program and Climate Adaptation/Mitigation CCRS budget line item to ensure funding for climate action and resiliency programs.	Medium	Short Term and Ongoing	High
8	Adopt policy for all new construction undertaken by the County of Maui to achieve a minimum of LEED silver certification or an equivalent green building certification.	Medium	Medium Term and Ongoing	Medium
9	Establish a tracking system for buildings owned and/or operated by the County of Maui. Collect the annual energy data of buildings. Track, benchmark, and report the data using tools such as ENERGY STAR Portfolio Manager, Arc Skoru, or a locally developed and recognized tool to help with data organization for ongoing performance reporting.	Low	Medium Term and Ongoing	Medium

Exhibit B

Maui County Climate Action Resiliency Plan Action Items List

	Supportive Actions	Est. Cost	Timeframe	Priority
10	Pursue LEED for Cities and Communities Certification for County of Maui facilities.	Low	Medium term and ongoing	Medium
11	Continue to replace all existing internal combustion engine (ICE) vehicles in the County of Maui’s mass transit fleet with Clean Fuel Vehicles, including EVs, biofuel vehicles, and hydrogen vehicles.	High	Short Term and Ongoing	High
12	Develop and adopt an electric bus purchasing policy for the County of Maui’s bus fleet to reach 100% renewable-powered bus fleet by 2035.	High	Medium Term	High
13	Develop charging protocols for EVs and electric buses in the County of Maui fleet to facilitate integration of intermittent renewable energy, helping to smooth the intermittency of renewable energy sources like wind and solar PV. Utilize programs such as time of use, onsite DC PV-powered EV charging, battery energy storage, and vehicle-to-grid in order to achieve this.	Low	Medium Term	Low
14	Secure additional funding to support design, construct, and permitting of a state-of-the-art large-scale composting facility in Maui County.	High	Short Term and Ongoing	High
15	Capture and flare landfill gas at landfills where no capture or flaring is already occurring. Partner with each landfill that does not currently capture methane, with a priority towards capture and use whenever feasible. Support each landfill in acquiring the infrastructure to either install a methane-to-energy or gas-to-fuel collection system or flare methane (if that is the only viable alternative). Note that the County of Maui is currently working to create a Landfill Gas Utilization Project at the Central Maui Landfill.	Medium	Short Term	High
16	Pursue low carbon-emitting solid and liquid waste-to-energy (WTE) technologies. Support the Department of Environmental Management (DEM) in exploring and pursuing clean WTE technologies, such as Pyrolysis, Dendro Liquid Energy, and Hydrothermal Carbonisation as a solid and liquid WTE strategy.	High	Medium Term	Medium
17	Capture and track waste-related GHG emissions data for DEM programs. Establish a mandate that requires the collection, analysis, reporting, and monitoring of GHG emissions associated with solid waste operations across Maui County.	Low	Medium Term	Medium
18	Establish a Sustainable (Low GHG) Procurement Policy for the County of Maui. A sustainable procurement policy will reduce Maui County’s waste as well as upstream GHG emissions associated with production of imported goods and materials. This will serve as a starting point for considering carbon pollution reduction as a factor in all County of Maui decision-making.	Low	Short Term	Medium
19	Expand the location of public drinking water fountains and retrofit existing public drinking fountains to include devices capable of refilling reusable water flasks, cups, and containers with clean filtered water. Require all new water fountains to be designed to enable easy bottle filling.	Medium	Short Term	Medium
20	Launch a Solarize Maui County program with community-based organizations and leaders to increase residential solar access by leveraging a strategy of community bulk purchasing to reduce costs and address outreach barriers.	Low	Short Term and Ongoing.	High
21	Improve the process and reduce the time it takes to permit distributed solar PV systems (including distributed battery technologies). Actively involve local communities in the renewable energy permitting process to ensure that the planning process is guided by shared community benefits and equity-enhancing measures.	Low	Short Term	High

Exhibit B

Maui County Climate Action Resiliency Plan Action Items List

	Supportive Actions	Est. Cost	Timeframe	Priority
22	Promote the development of and participation of community-based renewable energy (CBRE) programs, especially in underserved communities. Actively participate in CBRE projects, including siting CBRE projects on County of Maui owned land, as appropriate.	Low	Short Term and Ongoing	High
23	Enact policy requiring PV readiness for all new construction residential or commercial, including roof space, equipment space, and conduit to the roof.	Medium	Medium Term	Medium
24	Enact policy requiring PV on all new construction of multi-family dwellings and single-family affordable housing projects.	Medium	Medium Term	High
25	Enact policy to allow all HOAs and AOAOs owners or groups of owners to pursue renewable energy projects that are allowable under existing County of Maui permitting rules.	Medium	Medium Term	Medium
26	Streamline permitting for utility-scale renewable energy projects and battery energy storage systems.	Low	Short Term	High
27	Support funding for new County of Maui positions in the Planning Department and in the Department of Public Works to streamline permitting for utility-scale renewable energy projects.	Low	Short Term	High
28	Increase funding and partner with community organizations to provide additional incentives for energy efficiency programs, with a focus on offering incentives and conducting outreach to LMI households. Provide incentives in addition to what is already provided by existing programs (e.g. Hawai'i Energy) for energy efficiency improvements.	Medium	Short Term and Ongoing	High
29	Incentivize building electrification and high-efficiency cooling technologies (e.g. air source heat pumps, solar hot water heaters, heat pump water heaters, and seawater air conditioning).	Medium	Short to Medium Term and Ongoing	Medium
30	Update building codes to the most recent code within one year of release. Ensure adequate funding is provided to implementing departments for staff training.	Low	Short Term and Ongoing	High
31	Actively enforce building codes to ensure compliance through educational materials, easy to follow procedures, and County of Maui staff support. Ensure adequate funding is provided to implementing departments for necessary staffing.	Low	Short Term and Ongoing	High
32	Adopt a commercial requirement to complement existing PV- and EV-Ready measures in the current code to reduce costs for future rooftop solar and EV adoption.	Low	Short Term	High
33	Adopt IECC strengthening amendments that require EV charging such as EV-capable, EV-ready, or EV-installed at residential and commercial buildings.	Low	Short Term	High
34	Adopt a voluntary energy stretch code that incentivizes increased commercial and multi-family building energy performance.	Low	Short Term	High
35	Increase energy efficient lighting requirements in the code for both interior and exterior lighting to keep us aligned with market advancement and rapid progress being made by lighting manufacturers. Ensure that lighting impacts to wildlife and human health and well-being are also prioritized.	Low	Short Term	Medium
36	Require energy benchmarking for commercial and multi-family buildings of 10,000 sq.ft. or more.	Low	Medium then ongoing	Medium

Exhibit B
Maui County Climate Action Resiliency Plan Action Items List

	Supportive Actions	Est. Cost	Timeframe	Priority
37	Require new commercial and multi-family buildings to pursue energy star certification and to achieve a minimum Energy Star score of 70 as a part of new construction.	Low	Medium then ongoing	Medium
38	Provide incentives for construction of new and existing buildings pursuing LEED, Living Building Challenge, or another recognized and robust green building rating system (e.g. LEED Zero, LEED True, etc.). Incentives could include:	Low	Medium then ongoing	Medium
39	Providing expedited review or permitting processes to buildings achieving certification; Provide density or height bonus allowing for percentage increases in Floor Area Ratio or other measures of density contingent upon certification; Provide tax credits or tax exemptions for buildings achieving certification; Provide permitting fee reduction or waivers for buildings achieving certification.			
40	Provide additional incentives to local residents for clean fuel vehicle purchases, in addition to existing federal and state tax credits, with a focus on supporting LMI households.	Medium	Short to Medium Term	High
41	Implement EV policies for ridesharing (i.e., Uber and Lyft services), especially to and from popular destinations, such as airports. Encourage ridesharing hubs in frontline communities.	Low	Short to Medium Term	Medium
42	Ensure Equal Access to Sustainable Transportation Options and Cost Savings. Develop policy to create a “retire and replace” rebate program to support purchases of low- and zero-emission vehicles for LMI residents. Provide additional public transportation benefits to residents willing to retire high-emission vehicles.	Medium	Short to Medium Term	Medium
43	Secure funding to expand the County of Maui’s EV charging network. Install EV charging stations at easily accessible County of Maui facilities.	Medium	Short Term	High
44	Secure funding to support the development of biofuel and hydrogen refueling, distribution, and processing infrastructure.	High	Medium Term	Medium
45	Enact policy and secure funding to expand clean fuel refueling infrastructure in public, residential, multifamily, municipal, and commercial areas ensuring EV ready infrastructure in new constructions and retrofits.	Medium	Short	High
46	Identify locations and funding opportunities to build new bike lanes, pedestrian pathways, and access to micromobility services and devices to limit single-occupancy vehicle travel and encourage multimodal transportation options. Provide funding for micromobility incentives and/or shared micromobility devices, with additional support for LMI households. This action may be performed congruently with transportation hubs.	Medium	Short to Medium Term	Medium
47	Secure funding to upgrade equipment on all buses, such as bicycle racks and mobile fare technology (similar to O’ahu’s Holo Card).	Medium	Medium Term	Medium
48	Create transportation hubs designed to facilitate the transfer of one mode of transportation to another. Design connection services between different modes of transportation at central “hubs.” This could also include a universal trip planning and fare app to inform residents and visitors about multimodal transportation options.	High	Medium Term	Medium
49	Increase non-vehicular mode share in new multi-family housing and commercial developments through Transportation Management & Design (TMD) programs. Working through the permitting process, identify opportunities to implement ongoing TDM programs with the aim to reduce GHG emissions.	Medium	Medium Term	Medium
50	Secure funding to identify candidate projects and develop dedicated bus lanes along high-occupancy transit corridors and expand reliable mainline bus service.	Medium	Medium Term	Medium

Exhibit B
Maui County Climate Action Resiliency Plan Action Items List

	Supportive Actions	Est. Cost	Timeframe	Priority
51	Launch bike and scooter share network in congested areas. Develop creative partnerships to deploy micromobility sharing services in select locations to help alleviate traffic and offer visitors an alternative to vehicles.	Low	ShortTerm	Medium
52	Reduce minimum vehicle parking requirements across Maui County and repurpose underutilized public parking into multimodal transportation infrastructure, urban greenery, and public-serving spaces. Continue to support alternative transportation modes and walkable live, work, and play communities to reduce residents' and visitors' dependence on single passenger vehicles. As alternative transportation options continue to be developed, reduce the number of parking stalls in existing and new parking areas.	Low	Medium Term	Medium
53	Implement "complete streets" design into existing and planned road projects and prioritize old degraded roads and development in high-density population areas. Ensure these projects are sited in less vulnerable geographic areas (i.e not in sea level rise zones or tsunami inundation zones). Work with the private sector to provide connectivity and streetscape infrastructure in new developments to support complete streets principles. Incorporate sidewalk widening, shade trees, space for bike/alternative transport parking, and contributions for bike lanes in new development.	Medium	Medium Term	High
54	Create increased opportunities to work closely to where you live through mixed-use zoning and affordable housing. Build affordable housing in urban areas with easy access to employment opportunities. Encourage transit networks that connect affordable housing neighborhoods with commercial business centers. Amend zoning codes to accommodate more residential density in urban commercial areas.	Medium	Medium to long term	High
55	Require vehicle emissions testing. In collaboration with the State of Hawai'i, identify funding to build and support vehicle GHG emissions testing infrastructure and enact a policy that would require vehicle GHG emissions testing, with provisions for LMI households.	Medium	Short to Medium Term	Medium
56	Encourage alternatives to vehicle idling. Eliminate the need for vehicle idling by creating shaded parking (e.g. solar canopies and tree cover) and develop education campaigns on the negative impacts of idling.	Medium	Medium Term	Medium
57	Increase the annual vehicle registration fee on new ICE vehicles and eliminate premiums applied to vehicle registration fees on new and used clean fuel vehicles. Disincentivize the purchase of new ICE vehicles by placing an additional fee on new ICE vehicle annual registrations. Provide rebates to LMI households to ensure no negative impact on LMI and underserved communities.	Low	Medium Term	Medium
58	Identify and pursue opportunities for enhanced curbside waste and recycling pick-up. This could include establishing curbside pick-up programs for green waste, compostable waste, recycling, e-waste, etc. This effort would be within the County of Maui's refuse collection system and also explore opportunities for collaboration with local waste haulers to identify how curbside waste and recycling pick-up services can be made available to all residents prioritizing areas that do not have easy access to waste and recycling centers. Consider how County-provided funding can support the establishment of such programs.	Medium	Immediate and Ongoing	High
59	Require owners and managers of multi-family dwellings and multi-tenant commercial buildings to provide recycling services.	Medium	Medium	Low

Exhibit B
Maui County Climate Action Resiliency Plan Action Items List

	Supportive Actions	Est. Cost	Timeframe	Priority
60	Secure funding and continue public-private partnerships with organizations to develop reuse centers at existing waste and recycling outlets within Maui County.	Medium	Short Term	Medium
61	Secure funding to develop and implement a 'Stop Wasting Food' program that requires the diversion of commercial edible food waste to benefit programs such as local food banks. Also, partner with local organizations to minimize food waste through outreach and education, encouraging the community to divert edible food to local food banks and compost food waste both in backyard/residential settings.	Low	Medium Term	Medium
62	Require recycling in public areas and during public events.	Medium	Medium Term	Low
63	Secure funding to explore materials ban and reuse programs to maximize source reduction.	Medium	Medium Term	Medium
64	Enact policy that requires paper recycling in the commercial sector.	Medium	Medium Term	Medium
65	Develop a construction and demolition (C&D) diversion ordinance that requires C&D waste materials to be sorted for reusable or recyclable materials. Consider complementing the policy with funding mechanisms that either incentivize or disincentivize C&D waste disposal.	High	Long-term	Low
66	Create infrastructure for island-wide compost collection by setting up systems at transfer stations for communities to use green waste and compost-produced methane for biofuel production.	High	Medium Term	High
67	Develop end-of-life strategies for solar PV and other relevant renewable energy technologies, including battery storage.	High	Medium Term	Medium
68	Secure funding to develop and implement collection systems for non-recyclable plastic to be used for building materials or WTE/WTF.	Medium	Medium Term	Medium
69	Secure funding to pursue local options/technologies for reuse and recycling rather than shipping materials overseas to be recycled.	Medium	Medium Term	Medium
70	Actively participate in the state's carbon credit program and create opportunities for local involvement in this program. Focus on opportunities for agriculture, land use, and forestry sector involvement. Delineate how different sized entities could be involved (i.e., community scale, organizational/company scale, household scale, individual scale, etc.).	High	Long Term	Low
71	Foster collaboration and alignment of conservation efforts between local organizations and the County of Maui. This connectivity could be led by the County of Maui with the goal of unifying efforts and sharing information with local conservation organizations.	Low	Short Term and Ongoing	High
72	Support soil health, manure management, and composting by providing technical assistance and financial resources through microgrants.	Low	Short Term	High
73	Enact policies and secure funding for programs that encourage the reforestation of undeveloped or vacant deforested (fallow) lands. Prioritize xeriscaping and drought tolerant native plant species.	Medium	Short Term and ongoing	High
74	Secure funding to establish program and planning efforts to include planting native and endemic trees as part of roadway rehabilitation projects to provide shade and better air quality for residents.	Medium	Medium Term	Medium
75	Require residential and commercial landscape designs to include native and endemic species that serve as carbon sinks.	Low	Medium Term	Medium

Exhibit B
Maui County Climate Action Resiliency Plan Action Items List

	Supportive Actions	Est. Cost	Timeframe	Priority
76	Enact policy and conduct research to better regulate the species of plants sold at local stores, ensuring that plants offered to the public add value to the landscape such as drought resistance and non-invasive species.	Low	Medium Term	Medium
77	Secure funding to partner with local organizations to launch a public education campaign promoting building efficiency and electrification options. Tailor education to frontline communities who are more likely to live in substandard housing.	Medium	Medium Term	Low
78	Secure funding to further support organizations who provide zero-waste education to youth and our community. Start reuse education, outreach, and public awareness campaigns to encourage public participation and use of the reuse centers. Host composting and recycling workshops.	Medium	Medium	Low
79	Secure funding to further support organizations that promote educational resources for EV purchasing and charging infrastructure, focusing on youth, commuters, and the elderly.	Medium	Medium	Medium
80	Secure funding to launch a public education campaign promoting transit services, tailoring them to target populations such as youth, commuters, and the elderly. This can be in conjunction with transportation hubs and updating technology for easy access.	Medium	Medium Term	Medium
81	Secure funding and collaborate with partners to develop a business waste audit and education program to foster source reduction within the local business community.	Low	Medium Term	Medium
82	Secure funding and collaborate with partners to develop a visitor industry waste reduction education program.	Low	Medium Term	Medium
83	Partner with local organizations, such as public institutions, universities, and airlines, to provide climate change related education to the community.	Low	Medium Term	Medium
84	Continue to engage youth in the community engagement process. Convening the Mayor's Youth Council to better foster collaboration between the County of Maui and youth.	Low	Medium Term	Medium
85	Partner with community organizations and secure funding to enhance countywide public outreach and education campaigns to engage the general public, businesses, and other stakeholders on local renewable energy opportunities and resource efficient behaviors (including energy storage and electrification of transportation/clean fuels), energy efficiency programs, water conservation/efficiency, and solid waste diversion. In particular, focus on bringing these services to underserved and difficult to reach communities.	Low	Short Term and Ongoing	Medium
86	Allocate County of Maui funding and secure additional funding to establish or support existing programs that cultivate leadership and environmental stewardship in Maui County's youth. Partner with local schools and universities, Native Hawaiian organizations, and other nonprofits with climate action and resiliency programs. Build climate and resiliency action and eco-literacy for youth through education, outreach materials, focused internships, and leadership development opportunities.	Low	Short Term and Ongoing	High
87	Secure funding to develop educational signage for visitors and community members on native plants used for landscaping on County of Maui property and create educational materials to share the differences between native, non-native, and invasive plants.	Low	Medium Term	Medium
88	Secure funding to establish microgrants that help increase the adoption of renewable energy, energy storage, and electrification of transportation, with particular emphasis on supporting LMI households.	Medium	Short Term and Ongoing	Medium

Exhibit B

Maui County Climate Action Resiliency Plan Action Items List

	Supportive Actions	Est. Cost	Timeframe	Priority
89	Secure funding to establish microgrants that support home and small business retrofits to make structures more resilient to natural hazards such as hurricanes, flooding, extreme heat, sea level rise, and wildfires, with particular emphasis on supporting LMI households.	Medium	Short Term and Ongoing	Medium
90	Allocate funding and partner with local community organizations to train workforce in relevant professions and trades needed across Maui County to increase local resilience to climate change impacts and disturbances (including preparedness, response, and recovery to observed and expected shocks and stressors).	Low	Medium Term and Ongoing	Medium
91	Secure funding to develop a disaster recovery program, this program should include a resilience plan framework and additional resources to better help local businesses and nonprofits develop a plan for climate change related disturbances. As part of the disaster recovery framework, identify which current resources are available to local businesses and nonprofits in the case of a disaster.	Medium	Short Term and ongoing	High
92	Expand funding for community organizations and County of Maui agencies to increase training opportunities on emergency preparedness, response, and recovery. Training workshops provide public education and resources for residents to learn how to prepare for and respond to events such as wildfires, flooding, and hurricanes.	Low	Short Term and Ongoing	High
93	Increase affordability and eligibility of disaster related insurance (e.g., flood and hurricane insurance) for Maui County residents by adopting FEMA’s Building National Flood Insurance Program (NFIP) and Building Code Effectiveness Grading Schedule (BCEGS). Implement programs that help owners of properties that face chronic flooding understand and access FEMA buyout funds.	Low	Medium Term	Medium
94	Establish a permanent County of Maui Food Security and Regenerative Agriculture Council made up of farming leaders to guide and advise the County of Maui on best practices to foster a more robust local food and regenerative farming industry in Maui County.	Low	Medium Term	Medium
95	Establish a County of Maui Emergency Food and Essential Goods Supply and Storage Plan. Focus on providing sufficient emergency food and essential goods supplies in communities, regularly inventory critical assets, and ensure that adequate backup supplies are on hand for extended emergencies.	Low	Medium Term	High
96	Allocate County of Maui funds to expand community programs (e.g., Maui Food Hub and Common Ground Collective) focused on increasing access to healthy locally grown food, farmers markets, and other local food networks, and ensure affordability, particularly for LMI residents and families.	Medium	Medium Term and Ongoing	Medium
97	Expand funding support for microgrants that help to cover startup and scaling up costs for local regenerative agriculture practices and equipment, including efficient irrigation equipment, water catchment, and feral ungulate control measures for small-scale and local farmers. Provide support for permitting, best management practices, and implementation needs of applicants.	Medium	Medium Term	Medium
98	Secure funding to establish a community garden program to convert vacant lots, rooftops, or other available spaces into public community gardens. A public community garden program would support the conversion of private or County of Maui owned lots into community spaces.	Medium	Medium Term	Medium

Exhibit B

Maui County Climate Action Resiliency Plan Action Items List

	Supportive Actions	Est. Cost	Timeframe	Priority
99	Allocate County of Maui funds and secure additional funding to support positions in the County of Maui and local nonprofit organizations that can develop and implement programs that support the mental and physical health of residents affected by climate change impacts. This could consist of strengthening existing healthcare systems, addressing the healthcare workforce recruitment gap, and assisting vulnerable and historically underserved residents in accessing healthcare services.	Medium	Medium Term	Medium
100	Create a County of Maui monitoring plan and program to anticipate new vector-borne diseases due to climate change impacts (e.g. warming and flooding) and partner with local nonprofits and state agencies (e.g. DOH, DOE, and the University of Hawai'i) to educate the community on potential vector-borne diseases.	Medium	Medium Term and Ongoing	Medium
101	Secure funds to develop a countywide mapping system to help identify at-risk culturally sensitive areas, including burial sites, and partner with community organizations and government agencies with existing cultural mapping and data. Engage with families and relevant communities to discuss their preference on protecting or relocating at-risk burial and other cultural sites. Based on these evaluations, develop a plan to support community driven management practices to best address at-risk cultural sites and continue to support mapping efforts from County of Maui Archeologists (cultural site overlays), Parks Department (beach park vulnerability study), and evaluate current plans (e.g. Mana'e GIS Mapping Project).	Medium	Medium Term	Medium
102	Secure funding to develop a cultural plan and support community driven management measures that connect arts and culture with the County of Maui's sustainability and resiliency goals. The countywide cultural plan would support sustainability and resiliency objectives and further art and cultural infrastructure as an element of community engagement and awareness.	Low	Medium Term	Medium
103	Support the charter amendment passage and creation of the Department of 'Ōiwi Resources. Establish and encourage cultural training for staff and community members.	Medium	Short Term	High
104	Secure funding to further incorporate cultural and traditional practices of the ahupua'a management system to help implement an integrated ridge to reef framework for greater ecological and wildlife protection.	Medium	Medium Term	Medium
105	Secure funding to conduct a comprehensive assessment of climate change impacts on Maui's Native Hawaiian cultural resources and practices.	Low	Short Term	High
106	In coordination with private utilities such as Hawaiian Telcom, Spectrum, and Verizon, as well as with community stakeholder groups such as the Statewide Broadband Hui, secure funding and pursue projects to strengthen and expand communications infrastructure, including high-speed Internet connectivity, particularly in more rural and isolated areas of Maui County. Deploy projects to remote parts of Maui County that increase access to high speed internet (e.g. Maui Wifi Bus).	Medium	Medium Term	Medium
107	Secure funding to support education on emergency telecommunications systems, such as ham radio, radio stations, and satellite phones. Fund ongoing trainings for ham radio operators, provide detailed information and access to community members on radio stations to tune into in case of an emergency (stations that can be accessed through car radios), and ensure resilience hubs in every community across Maui County are equipped with emergency satellite phones, ham radios, and proper connectivity.	Medium	Medium Term	High

Exhibit B
Maui County Climate Action Resiliency Plan Action Items List

	Supportive Actions	Est. Cost	Timeframe	Priority
108	Secure funding to further identify Maui County's critical loads at emergency facilities and essential services that require backup power during widespread outages or disasters. Determine minimum daily runtime requirements for the identified emergency facilities and essential services. Demonstrate that the County of Maui, utility, or service provider can supply power to identified emergency facilities and essential services in meeting their minimum daily runtime.	Medium	Short Term	High
109	Ensure functional generators in all emergency facilities.			
110	In coordination with Hawaiian Electric Company, pursue Performance Excellence in Electricity Renewal (PEER) certification to address aging energy infrastructure, identify cost savings opportunities, build for resiliency, enhance tracking to identify deficiencies and prevent failures, and share best practices. PEER certification (https://peer.gbci.org/) enables power system owners and operators to: Reduce climate risk with resilient design; improve energy system performance; and demonstrate value to investors.	Medium	Medium Term	Medium
111	Secure funding and partner with the State of Hawai'i to develop a study assessing the resiliency of Maui County commercial harbors, shipping ports, and other boating facilities. The study needs to identify strategies to ensure resiliency to sea level rise, larger storms, tsunamis, storm surge, king tides, coastal erosion, and other climate change impacts.*	Low	Medium Term	Medium
112	Reduce taxpayer expense and increase renewable energy, energy efficiency, energy storage, and electrification of transportation for County of Maui owned facilities and vehicle fleets by pursuing a countywide Energy Savings Performance Contract (ESPC).	Low	Short Term and Ongoing	High
113	Invest in resilient water supply infrastructure, including resilient water storage, treatment, and distribution infrastructure. Ensure that critical water supply systems have sufficient redundancy and resiliency to address climate change impacts such as water shortages resulting from drought, potential water infrastructure damage resulting from sea level rise/coastal erosion/king tides/flooding, and sustained power outages resulting from electric grid failures.	Medium	Medium Term and Ongoing	Medium
114	Secure funding to develop and improve infrastructure that reduces the use of potable water and utilizes the use of non-potable R-1 water for landscaping and agricultural irrigation. For example, complete the Upcountry agricultural waterline project to deliver non-potable irrigation water to Upcountry farmers and explore the increased use of brackish irrigation wells for landscape irrigation.	Medium	Medium Term and Ongoing	Medium
115	Establish a Stormwater Enterprise Fund to better finance water management and expand the existing MS4 program managed by the County of Maui Public Works Department. Additional funding will help to regularly repair and maintain facilities, as well as meet increasing federal and state management requirements.	Medium	Medium	Medium
116	Promote stormwater as a resource by funding and implementing stormwater capture, infiltration, and reuse technologies wherever feasible. Apply these stormwater management design concepts (e.g., LID) to County of Maui facilities, increase LID concepts in building code standards, and work with appropriate large landowners to partner in the deployment of stormwater as a resource.	Medium	Medium Term	High

Exhibit B
Maui County Climate Action Resiliency Plan Action Items List

	Supportive Actions	Est. Cost	Timeframe	Priority
117	Secure funding to continue building out wastewater reuse infrastructure (enhancing existing wastewater facilities) and updating the wastewater management plan to include relocation of coastal facilities with exposure to climate change impacts such as sea level rise and coastal erosion (e.g., Moloka'i).	Medium	Medium Term	High
118	Secure County of Maui, State, and Federal funding to continue to support residents in cesspool conversions across Maui County.	Medium	Medium Term	Medium
119	Develop a comprehensive countywide stormwater master plan evaluating expanding municipal separate storm sewer system (MS4) program to reduce pollutant transfer to nearshore and reef ecosystems.	Low	Medium Term	Medium
120	Secure funding to continually update County of Maui's Disaster Recovery Plan, identifying what will be prioritized in the recovery and rebuild process and how community systems will be strengthened to better withstand the impacts of natural disasters. Align disaster recovery plan with the County of Maui's Hazard Mitigation Plan.	Low	Medium Term	Medium
121	Form a task force to decide where to set resiliency thresholds, define those thresholds, and set management strategies for when Maui County reaches tipping points. Require the task force to create a publicly available document on defined thresholds and their importance to resiliency.	Low	Medium Term	Medium
122	Develop a network of resilience hubs, emergency shelters, and community-based emergency management organizations that actively collaborate in their efforts and increase community-wide education on resiliency hubs to amplify their role in the community.	Medium	Medium Term and Ongoing	Medium
123	Develop a road maintenance plan that includes thresholds and triggers for upgrades and improvements and a relocation plan incorporating LID and Complete Streets for coastal roads with exposure to climate change impacts such as sea level rise and coastal erosion.	Low	Medium Term	Medium
124	Strengthen evacuation routes and planning, with particular emphasis in areas with single points of access that are vulnerable to being cut off from climate change impacts such as sea level rise, coastal erosion, flooding, wildfires, and landslides.	Low	Medium Term	Medium
125	Secure funding for additional planning to implement nature-based solutions into the design of resilience hubs and incorporate resilience hubs into existing land use regulation.	Low	Short Term and Ongoing	Medium
126	Develop resilient building design guidelines and modify zoning, permitting processes, and standards to support best practices for smart, sustainable, resilient development and reduce exposure to climate change hazards. Design guidelines should include consideration of future precipitation, sea level rise, wildfire, and heat projections. During the design phase, plan for climate change projections for lifespan of development and any beneficial resilience retrofits. Resilient design guidelines should protect public health and safety and prioritize inclusion of nature-based solutions. Regularly update the Title 19 and County of Maui Building Codes to align with modified zoning ordinances and County of Maui planning efforts.	Low	Short Term	High
127	Enact policy to require LID for new development to minimize runoff, maximize recharge, and reduce demands on infrastructure. Ensure reduction of the heat island effect by reducing hardscapes (e.g. concrete and asphalt surfaces) and increasing natural land cover and high solar reflectance index (SRI) surfaces (e.g. cool roofs) where hardscapes are necessary.	Low	Medium Term	Medium

Exhibit B
Maui County Climate Action Resiliency Plan Action Items List

	Supportive Actions	Est. Cost	Timeframe	Priority
128	Secure funding to develop thresholds and standards for current and new development to support and incentivize the implementation of high-efficiency solutions to reduce the use of water resources.	Medium	Medium Term	Medium
129	Develop a threshold-based system based on the degree of climate change vulnerability and risk exposure for managed retreat of coastal infrastructure so that the risk to physical structures and infrastructure across Maui County can be addressed with the least possible disruptions to residents and the economy over time.	Medium	Medium Term	High
130	Continue to update coastal parks adaptation and relocation plans with exposure to climate change impacts such as sea level rise and coastal erosion by performing vulnerability assessments and adopting updated adaptation plans.	Low	Medium Term	Medium
131	Secure funding to establish a revolving fund for managed retreat and an interest bearing account to support targeted projects.	Medium	Medium Term	Medium
132	Secure funding and create programs that increase housing affordability for local residents and encourage sustainable construction by creating denser (smaller lot sizes) and creative housing developments, increasing types of housing that are in the County of Maui's zoning code, developing pre-approved green housing design standards that could be fast-tracked, and alleviating permitting requirements by reducing non-essential infrastructure requirements such as reducing parking requirements.	Medium	Short Term	High
133	Enact legislation prohibiting new construction in high risk areas and continue to adopt updated shoreline setback rules for shoreline development based on the latest data available for rising sea levels, coastal erosion, storm surge, and king tides. Collaborate with the County of Maui Planning Commission and County of Maui Agencies.	Low	Medium Term	High
134	Launch residential and small business hurricane retrofit programs to strengthen properties vulnerable to hurricanes, with particular emphasis on financially supporting LMI households to implement these improvements.	Medium	Medium Term	Medium
135	Enact policy to ensure climate resilient affordable housing is available for existing residents, focusing on LMI households affected by rising prices, by ensuring all new affordable housing developments are not built in areas of high environmental risk or hazards and are built beyond code standards for resistance to hurricanes and other natural disasters.	Medium	Medium Term	High
136	Secure funding to conduct a housing needs assessment addressing housing supply affordability, diversity of housing stock by unit and ownership type, community demographics, and displacement risk assessment for new projects as applicable.	Low	Medium Term	Medium
137	Provide electricity grid resilience services through grid-integrated vehicle programs. Pilot and expand a variety of grid resilience services, such as demand response, emergency back-up, and demand charge reduction, through three modes of EV integration: Grid-to-Vehicle, Vehicle-to-Building, and Vehicle-to-Grid.	Medium	Medium Term	Medium
138	Support expansion and management of active transportation networks, with an emphasis on equitable access to multi-modal transportation for all community members and prioritizing historically underserved communities. Decisions will be made with community input that leads to transportation networks that will support health and well-being, environmental sustainability, and equitable access to resources and opportunities.	Medium	Medium Term	High

Exhibit B

Maui County Climate Action Resiliency Plan Action Items List

	Supportive Actions	Est. Cost	Timeframe	Priority
139	Secure additional funding to actively manage invasive ungulate populations by supporting private/public partnerships and deploying population management solutions to reduce erosion, protect native ecosystems, and ensure the protection of our natural systems.	Medium	Medium Term and Ongoing	High
140	Expand County of Maui funding to support ungulate management for small farmers. For example, continue to support and expand the County of Maui’s Feral Animal Relief and Recovery Grant Program for Farmers and Ranchers.	Medium	Medium Term and Ongoing	High
141	Actively control invasive plant populations by supporting private/public partnerships, employing effective control strategies, combining mapping data, and expanding the early detection program. Expand County of Maui funding and secure additional funding from other sources to support the management of invasive species.	Medium	Short Term and Ongoing	High
142	Partner with State and Federal agencies such as the State Department of Agriculture and the United States Department of Agriculture (USDA) to expand biosecurity protocols and capacity across Maui County. This could include funding additional agricultural inspectors.	Medium	Medium Term	Medium
143	Update open space and community park plans as needed, including master plans, general development plans, and natural resource management plans to ensure habitat continuity and to protect open space and parkland against climate change impacts.	Low	Medium Term	Medium
144	Secure funding to purchase more open spaces and SLRA-XA setbacks in Maui County to further preserve our diverse ecosystems.	High	Medium Term	Medium
145	Enact policies to ensure that current greenspaces used as parks or open space are not converted to housing or commercial development.	Low	Short Term	High
146	Create community forests in urban areas to provide greenspaces, natural connectivity, and valued recreational areas. Prioritize the use of drought tolerant native plant species that minimize the need for supplemental irrigation whenever possible.	Medium	Medium Term	Medium
147	Reduce potable water demand by supporting water conservation efforts and efficiency policies and programs to ensure an adequate supply of fresh water for people, businesses, and agriculture. Replace potable water use with non-potable water whenever possible.	Medium	Medium Term	High
148	Increase funding for continued watershed management through community partners. Continue implementing land management practices that support ecosystem function and healthy watersheds.	Medium	Short Term and Ongoing	Medium
149	Secure funding to develop an ecosystem management plan for priority watersheds, aquifers, and stream segments with key partners. Implement land management practices that support healthy ecosystems by determining the carrying capacity and ecological flow standards of aquifers and watersheds.	Medium	Short Term	High
150	Continue to work with the Commission on Water Resource Management (CWRM) and other community stakeholder groups to reduce stream diversions that negatively affect traditional agriculture, cultural practices, natural freshwater flora and fauna, and healthy stream ecosystem function.	Medium	Medium Term	Medium
151	Promote sustainable, regenerative, and nature-based solutions to address nutrient loading and sedimentation of freshwater and marine environments by adopting a whole systems approach, such as a beach cell system management approach to mitigate coastal erosion.	Low	Medium Term	Medium

Exhibit B

Maui County Climate Action Resiliency Plan Action Items List

	Supportive Actions	Est. Cost	Timeframe	Priority
152	Secure funds to develop a countywide mapping system to help identify at-risk environmentally sensitive areas, including sand dunes and wetlands, and engage the community in this process. Develop a plan to support community and County driven management measures to best address environmentally sensitive areas. Continue to support current mapping efforts from the County of Maui Planning Department, University of Hawai'i Sea Grant, DLNR, and other partners.	Medium	Medium Term	High
153	Protect beaches and coastal safety by updating shoreline management rules and adopting shoreline development setbacks based on sea level rise/erosion maps. Provide incentives to reconfigure and retreat from high-hazard areas.	Low	Short Term	High
154	Secure funding to continue to protect and restore wetlands to address sedimentation and flooding by establishing a wetland and stream evaluation system. This will inform prioritization of actions, increase coastal resilience, and protect shoreline ecosystems by increasing capacity for dune restoration and shoreline habitat management.	Medium	Medium Term	Medium
155	Increase coastal resilience and coral reef health by promoting community-led marine resource management, sustainable fishing practices, proper sunscreen use, use of reef-friendly landscaping applications particularly on the coast, and cross-referencing existing Coral Reef Ecosystem Studies (CREST).	Medium	Short Term	Medium
156	CCRS to continue administering the Resiliency Hui requiring each department to identify one person to act as the Resiliency Point Person to help implement climate actions and resiliency strategies identified in the CARP that fall under County of Maui's jurisdiction. In addition, the Resiliency Hui will work to strengthen collaboration and coordination of County of Maui departments to better implement the CARP's elements.	Low	Short Term and Ongoing	High
157	Develop a plan and structure to track and measure progress for implementation of the CARP.	Low	Short Term	High
158	Establish a Place Based Resilience Training Program for new elected leaders and local government staff to ensure understanding of the climate change and resiliency goals and actions identified and currently underway across Maui County. This program will offer an understanding of departmental efforts to reduce duplication of work and promote departmental collaboration.	Low	Short Term	Medium
159	Improve County of Maui community relationships through volunteerism in order to foster awareness and connectivity among County of Maui staff and the Maui nonprofit community, advance positive community work, and ultimately create stronger collaboration between the County of Maui and nonprofits. For example, the County of Maui could create a Volunteer Time Match Program for employees that wish to volunteer time for charitable community work.	Low	Medium Term	Medium
160	Enhance engagement with communities across Maui County to foster stronger County of Maui community relationships, encourage participation in County of Maui decision-making, and further enhance community understanding of County of Maui climate initiatives.	Medium	Medium Term and Ongoing	Medium
161	Develop guidance for capital planning, including resilient design standards for County of Maui infrastructure upgrades that consider climate change projections, and develop a resiliency standard certificate to highlight individuals that have exceeded expectations and chosen to go above and beyond.	Low	Medium Term	Medium

Exhibit B

Maui County Climate Action Resiliency Plan Action Items List

	Supportive Actions	Est. Cost	Timeframe	Priority
162	Streamline permitting processes and incentivize activities that build climate resilience by improving project applications through the provision of scoping tools and publications of standard best management practices and allowing permitting processes to incorporate environmental data. Create a checklist for resiliency standards and permitting.	Medium	Short Term	High
163	Pursue and achieve LEED for Cities and Communities certification for County of Maui facilities. (https://www.usgbc.org/leed/rating-systems/leed-for-cities-communities).	Medium	Medium Term	Medium
164	Identify sustainable tourism targets and collaborate with partners to create a County of Maui Sustainable Destination Management Action Plan that manages Maui County tourism in a responsible and regenerative manner.	Low	Short Term	High
165	Develop programs and resource materials that encourage visitors to support and engage in conservation efforts to help Maui County meet our climate resilience goals through volunteerism and educational opportunities.	Low	Medium Term	Medium
166	Increase coastal resilience and coral reef health by educating the visitor industry through specialized outreach materials and marketing efforts.	Medium	Medium Term	Medium
167	Secure funding to explore and establish a green fee or fee based program for all visitors to Maui County, with the fee being used to support climate action and resiliency activities on the islands where they visit.	Medium	Medium Term	Medium
168	In alignment with Resolution No. 22-232, Urging the County of Maui and its Tourism Industry to Adopt Sustainable Tourism Practices and Certification, pursue a sustainable destination management certification for Maui County, such as those endorsed by the Global Sustainability Tourism Council.	Medium	Short Term	Medium
169	Secure funding for a new position in the Office of Climate Change, Resiliency, and Sustainability to help explore proven financing tools and emerging grant opportunities to fund resilience focused projects. Coordinate resiliency planning to best position the County of Maui to be competitive for State and Federal funding opportunities. Explore other financing tools, such as energy savings performance contracts.	Low	Short Term	High

WE HEREBY CERTIFY that the foregoing BILL NO. 136, CD1, FD2 (2024)

1. Passed FINAL READING at the meeting of the Council of the County of Maui, State of Hawaii, held on the 23rd day of December, 2024, by the following vote:

Alice L. LEE Chair	Yuki Lei K. SUGIMURA Vice-Chair	Tom COOK	Gabriel JOHNSON	Natalie A. KAMA	Tamara A. M. PALTIN	Keani N. W. RAWLINS-FERNANDEZ	Shane M. SINENCI	Nohelani U'U-HODGINS
Aye	Aye	Aye	Excused	Aye	Excused	Aye	Aye	Aye

2. Was transmitted to the Mayor of the County of Maui, State of Hawaii, on the 2nd day of January, 2025.

DATED AT WAILUKU, MAUI, HAWAII, this 2nd day of January, 2025.

RECEIVED

25 JAN -2 P12:57

OFFICE OF THE MAYOR

ALICE L. LEE, CHAIR
Council of the County of Maui

MOANA M. LUTEY, COUNTY CLERK
County of Maui

THE FOREGOING BILL IS HEREBY APPROVED THIS 2nd DAY OF January, 2025.

RICHARD T. BISSEM, JR. MAYOR
County of Maui

I HEREBY CERTIFY that upon approval of the foregoing BILL by the Mayor of the County of Maui, the said BILL was designated as ORDINANCE NO. 5756 of the County of Maui, State of Hawaii.

MOANA M. LUTEY, COUNTY CLERK
County of Maui

Passed First Reading on December 6, 2024
Effective date of Ordinance January 3, 2025

RECEIVED

2025 JAN -3 AM 9:39

OFFICE OF THE
COUNTY CLERK

I HEREBY CERTIFY that the foregoing is a true and correct copy of Ordinance No. 5756, the original of which is on file in the Office of the County Clerk, County of Maui, State of Hawaii.

Dated at Wailuku, Hawaii, on

County Clerk, County of Maui